



Under License CC BY-NC-SA

Contents

1	Probability Spaces	3
1.1	Probability spaces	3
1.2	Independence and conditioning	5
2	Random variables and expectation	7
2.1	Random variables and their distributions	7
2.2	Expectation	10
2.3	How to find the distribution of X ?	11
2.4	Inequalities	13
2.5	L^2 spaces	14
3	Random vectors	21
3.1	Joint densities and the Fubini Theorems	21
3.2	Independence	23
3.3	Sums of independent random variables	25
3.4	Mean vector and covariance matrix	26
4	Gaussian random variables and gaussian vectors	32
4.1	Definitions and properties	32
4.2	Transformations of gaussian vectors	35
5	Conditioning	37
5.1	Conditional expectation	37
5.2	Conditional distributions	40
6	Convergences of random variables	42
6.1	\neq kinds of convergences of random variables	42
6.2	Law(s) of Large Numbers	44
7	Convergences of distributions	45
7.1	The Central Limit Theorem	48
7.2	Confidence intervals	49
8	Bonus: More on random variables	52
8.1	Concentration inequalities	52
8.2	Order statistics	54
8.3	Mixture of densities	56

1 Probability Spaces

We first recall a few notation. In Mathematics, sets are usually denoted with capital letters A, B, \dots .

$$\begin{aligned} A^c \text{ (or } \bar{A}) &= \{x \text{ such that } x \notin A\}. \\ A \cup B &= \{x \text{ such that } x \in A \text{ or } x \in B\}. \\ A \cap B &= \{x \text{ such that } x \in A \text{ and } x \in B\}. \end{aligned}$$

Let $(A_n)_{n \geq 1}$ be a sequence of sets,

$$\begin{aligned} \bigcup_{n \geq 1} A_n &= \{x \text{ such that } x \in A_n \text{ for **at least** one } n\}. \\ \bigcap_{n \geq 1} A_n &= \{x \text{ such that } x \in A_n \text{ for **every** } n\}. \end{aligned}$$

You can check that

$$\left(\bigcup_{n \geq 1} A_n\right)^c = \bigcap_{n \geq 1} (A_n^c) \quad \text{and} \quad \left(\bigcap_{n \geq 1} A_n\right)^c = \bigcup_{n \geq 1} (A_n^c).$$

By analogy with products of sets

$$A \times B = \{(a, b) \text{ such that } a \in A \text{ and } b \in B\},$$

one writes

$$A^{\mathbb{N}} = \{\text{infinite sequences } (a_1, a_2, a_3, \dots) \text{ where each } a_n \in A\}.$$

1.1 Probability spaces

Definition 1.1 (*Sample space, event*)

A sample space is any finite or infinite set Ω (it is thought as the set of outcomes of a random experiment). Any subset $A \subset \Omega$ is called an event.

Example: 1. Let $\Omega = \{1, 2, 3, 4, 5, 6\}$ the set of outcomes of a dice. Then $A = \{2\}$, $B = \emptyset$, $C = \{2, 4, 6\} = \{\text{the result is even}\}$ are events.

2. Imagine that one throws infinitely many times a fair coin. The corresponding sample space is

$$\Omega = \{H, T\}^{\mathbb{N}} = \{(\omega_1, \omega_2, \dots) \text{ such that each } w_i \in \{H, T\}\}.$$

Here are two events:

$$\begin{aligned} A &= \{(H, \omega_2, \omega_3, \dots) \text{ such that each } w_i \in \{H, T\}\} = \{\text{The first outcome is Heads}\} \\ B &= \{(H, H, H, \dots) \text{ such that each } w_i \in \{H, T\}\} = \{\text{The coin only turns Heads}\} \end{aligned}$$

Definition 1.2

Let Ω be a sample space, a probability measure μ on Ω is an application

$$\mu : \{\text{Events}\} \rightarrow [0, 1]$$

such that

- $\mu(\emptyset) = 0$, $\mu(\Omega) = 1$.
- **(Countable additivity)** For every sequence of disjoint events A_1, A_2, \dots

$$\mu\left(\bigcup_{n \geq 1} A_n\right) = \sum_{n \geq 1} \mu(A_n).$$

A pair (Ω, μ) is called a probability space. Probability measures are often denoted \mathbb{P} instead of μ .

Example : • The *uniform measure* on a finite set Ω is defined by

$$\mu(A) = \frac{\text{card}(A)}{\text{card}(\Omega)}.$$

- A useful notation is that of the *Dirac measure* (or *Dirac mass*) at some point a , usually denoted by δ_a . It puts all the *mass* on a :

$$\delta_a(A) = \begin{cases} 1 & \text{if } a \in A, \\ 0 & \text{otherwise.} \end{cases}$$

- The *Lebesgue measure* is the measure λ such that for each interval $\lambda([a, b]) = b - a$.

▷ Properties of measures

Plainly from the definition, we get that

Proposition 1.3

Let (Ω, \mathbb{P}) be a probability space.

- (i) If $A \subset B$, then $\mathbb{P}(A) \leq \mathbb{P}(B)$.
- (ii) For any event A , $\mathbb{P}(\overline{A}) = 1 - \mathbb{P}(A)$, where \overline{A} is the complementary event of A .
- (iii) For any events A, B ,

$$\mathbb{P}(A \cup B) = \mathbb{P}(A) + \mathbb{P}(B) - \mathbb{P}(A \cap B),$$

in particular $\mathbb{P}(A \cup B) \leq \mathbb{P}(A) + \mathbb{P}(B)$.

(iv) **(Union bound)** More generally, let $(A_n)_{n \geq 1}$ be any sequence of sets (not necessarily disjoint),

$$\mathbb{P} \left(\bigcup_{n \geq 1} A_n \right) \leq \sum_{n \geq 1} \mathbb{P}(A_n).$$

(v) **(Law of total probability)** Let A be an event and B_1, B_2, \dots be a sequence of disjoint sets such that $\bigcup_n B_n = \Omega$,

$$\mathbb{P}(A) = \sum_n \mathbb{P}(A \cap B_n).$$

Exercise : Prove item (iii). (Hint: Put $B_n = A_n \setminus (A_1 \cup A_2 \cup \dots \cup A_{n-1})$.)

1.2 Independence and conditioning

We say that two events A, B are independent if

$$\mathbb{P}(A \cap B) = \mathbb{P}(A) \times \mathbb{P}(B).$$

Independence of more than two events is more subtle: for A_1, A_2, \dots, A_n to be independent we have to check independence of every sub-family of A_i 's:

Definition 1.4 (*Independence of events*)

Events A_1, \dots, A_n are independent if for every $k \leq n$ and every $1 \leq i_1 < i_2 < \dots < i_k \leq n$ we have

$$\mathbb{P}(A_{i_1} \cap A_{i_2} \cap \dots \cap A_{i_k}) = \mathbb{P}(A_{i_1}) \times \mathbb{P}(A_{i_2}) \times \dots \times \mathbb{P}(A_{i_k}).$$

Example : (A fair coin eventually turns Tails).

We turn back to the example of a fair coin flipped infinitely many times, we want to prove rigorously that the coin turns Tails at least once.

Let $X_n \in \{\text{Heads}, \text{Tails}\}$ be the n -th result. We have for every n

$$\{ \text{the coin never turns Tails} \} \subset \{X_1 = X_2 = \dots = X_n = \text{"Heads"}\}.$$

Then, item (i) in Proposition 1.3 implies that

$$\begin{aligned} \mathbb{P}(\text{the coin never turns Tails}) &\leq \mathbb{P}(X_1 = X_2 = \dots = X_n = \text{"Heads"}) \\ &= \mathbb{P}(X_1 = \text{"Heads"})^n = (1/2)^n \quad (\text{by independence}). \end{aligned}$$

The above is true for every n so this implies that $\mathbb{P}(\text{the coin never turns Tails}) = 0$. Hence

$$\mathbb{P}(\text{the coin turns Tails at least once}) = 1 - \mathbb{P}(\text{the coin never turns Tails}) = 1.$$

▷ **Conditioning**

If A, B are two events such that $\mathbb{P}(B) > 0$, then we set

$$\mathbb{P}(A|B) = \frac{\mathbb{P}(A \cap B)}{\mathbb{P}(B)},$$

which reads "probability of A given B ". This is a prediction made on A , given that B occurs.

Remark : The expression $A|B$ alone (without $\mathbb{P}(\dots)$) does **not** make sense. There is no such event!

Note that a simple recursions allows us to iterate this formula:

Proposition 1.5 (*Multiplicative formula for events*)

Let A_1, \dots, A_n be some events. Then

$$\begin{aligned} \mathbb{P}(A_1 \cap A_2 \cap \dots \cap A_n) &= \mathbb{P}(A_1) \mathbb{P}(A_2|A_1) \mathbb{P}(A_3|A_1 \cap A_2) \times \dots \\ &\quad \times \mathbb{P}(A_n|A_1 \cap A_2 \cap \dots \cap A_{n-1}). \end{aligned}$$

With conditional probabilities the law of total probability can be written as follows (with the assumptions of Proposition 1.3 (iv)):

$$\mathbb{P}(A) = \sum_n \mathbb{P}(A|B_n) \mathbb{P}(B_n).$$

2 Random variables and expectation

From now on, we work on a fixed probability space (Ω, \mathbb{P}) where \mathbb{P} is a probability measure. We say that an event A is \mathbb{P} -almost sure, or just *almost sure* if no ambiguity, if $\mathbb{P}(A) = 1$.

Elements of Ω are often denoted by ω .

2.1 Random variables and their distributions

Definition 2.1 (*Random variable*)

A random variable X is any function

$$\begin{aligned} X : \Omega &\rightarrow \mathbb{R} \\ \omega &\mapsto X(\omega). \end{aligned}$$

Remark : A useful example of random variable is that of *indicator function*. For an event A , the indicator function of A is denoted by $\mathbb{1}_A$ and defined by

$$\begin{aligned} \mathbb{1}_A : \Omega &\rightarrow \mathbb{R} \\ \omega &\mapsto \begin{cases} 1 & \text{if } \omega \in A, \\ 0 & \text{otherwise.} \end{cases} \end{aligned}$$

Note that indicator functions are very close to Dirac measures: $\mathbb{1}_A(\omega) = \delta_\omega(A)$.

Definition 2.2

The distribution (or law) of X , denoted by \mathbb{P}_X , is the probability measure on \mathbb{R} such that for any event A

$$\mathbb{P}_X(A) = \mathbb{P}(\{\omega \text{ such that } X(\omega) \in A\}) = \mathbb{P}(X \in A).$$

A usual notation is $X \stackrel{(d)}{=} \mathbb{P}_X$ which reads "X has distribution \mathbb{P}_X ".

Definition/Theorem 2.3

The cumulative distribution function (or just distribution function) of X is the function F_X defined by

$$\begin{aligned} F_X : \mathbb{R} &\rightarrow [0, 1] \\ t &\mapsto \mathbb{P}(X \leq t). \end{aligned}$$

If $F_X(t) = F_Y(t)$ for every t , then X and Y have the same law.

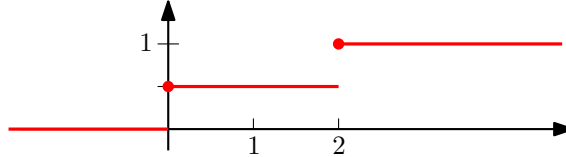
Some properties of F_X :

- If $s \leq t$, then $\{X \leq s\} \subset \{X \leq t\}$, and so $F_X(s) \leq F_X(t)$. So F_X is non-decreasing.
- $\lim_{t \rightarrow -\infty} F_X(t) = \mathbb{P}(\emptyset) = 0$, $\lim_{t \rightarrow +\infty} F_X(t) = \mathbb{P}(\Omega) = 1$.

- F_X is right-continuous:

$$\begin{aligned}\lim_{n \rightarrow +\infty} F_X(t + 1/n) &= \lim_{n \rightarrow +\infty} \mathbb{P}(X \leq t + 1/n) \\ &= \mathbb{P}(\cap_{n \geq 1} \{X \leq t + 1/n\}) \\ &= \mathbb{P}(X \leq t) = F_X(t).\end{aligned}$$

Example: Let X be a random variable with the following distribution: $\mathbb{P}(X = 0) = \mathbb{P}(X = 2) = 1/2$. Then F_X looks like:



▷ Examples of laws: discrete random variables

We say that X is *discrete* if X takes its values in a finite or countable⁽ⁱ⁾ set.

- Bernoulli distribution with parameter $p \in [0, 1]$:

$$\mathbb{P}(X = 1) = p, \quad \mathbb{P}(X = 0) = 1 - p.$$

- Binomial distribution with parameters $n \geq 1, p \in [0, 1]$ = number of successes in n Bernoulli trials:

$$\mathbb{P}(X = k) = \binom{n}{k} p^k (1 - p)^{n-k} \text{ for } k = 0, 1, \dots, n.$$

- Geometric distribution with probability of success $p \in [0, 1]$ = first success in Bernoulli trials:

$$\mathbb{P}(X = k) = (1 - p)^{k-1} p \text{ for } k = 1, 2, \dots$$

- Poisson distribution with parameter $\lambda > 0$:

$$\mathbb{P}(X = k) = e^{-\lambda} \frac{\lambda^k}{k!} \text{ for } k = 0, 1, 2, \dots$$

▷ Examples of laws: continuous random variables

Definition 2.4 (*Continuous random variable*)

We say that X is continuous if X takes its values in \mathbb{R} and if there is a non-negative function f such that

$$\mathbb{P}(X \in A) = \int_A f(x) dx. \quad (1)$$

The function f is called the density of X .

⁽ⁱ⁾Recall that a space Ω is *countable* if Ω is in one-to-one correspondence with \mathbb{N} or a subset of \mathbb{N} . For instance, \mathbb{N}, \mathbb{Z} are countable.

Of course $\int_{\mathbb{R}} f(x)dx = \mathbb{P}(X \in \mathbb{R}) = 1$.

- Uniform distribution on $[a, b]$:

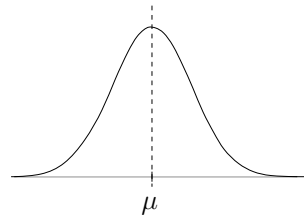
$$f(x) = \frac{1}{b-a} \mathbb{1}_{[a,b]}(x).$$

- Exponential distribution $\mathcal{E}(\lambda)$ with parameter $\lambda > 0$:

$$f(x) = \lambda \exp(-\lambda x) \mathbb{1}_{x \geq 0}.$$

- Normal distribution (or gaussian distribution) with parameters $\mu \in \mathbb{R}$, $\sigma^2 > 0$:

$$f(x) = \frac{1}{\sigma\sqrt{2\pi}} \exp\left(-\frac{(x-\mu)^2}{2\sigma^2}\right).$$



Remark : There exist random variables which are neither discrete nor continuous!

For instance $X = \max\{1, Y\}$ where $Y \stackrel{(d)}{=} \mathcal{E}(1)$.

▷ cumulative distribution functions and densities

If X is continuous with density f , then by (1) we have

$$F_X(t) = \mathbb{P}(X \in (-\infty, t]) = \int_{-\infty}^t f(x)dx \quad (2)$$

and thus by differentiation $F'_X(t) = f(t)$.

Example : Let X follow the uniform distribution in $[0, 1]$. What is the density (if any) of X^2 ? To answer this we first compute the cdf of X^2 . The map $x \mapsto \sqrt{x}$ is increasing and maps $[0, 1]$ onto itself so for each $t \in (0, 1)$,

$$\{X^2 \leq t\} = \{X \leq \sqrt{t}\}.$$

Therefore

$$F(t) = \mathbb{P}(X^2 \leq t) = \mathbb{P}(X \leq \sqrt{t}) = \int_0^{\sqrt{t}} dx = \sqrt{t}.$$

We now differentiate in order to get the density of X^2 :

$$F'(t) = \frac{\partial}{\partial t} \sqrt{t} = \frac{1}{2\sqrt{t}} \mathbb{1}_{[0,1]}(t).$$

▷ Simulations of continuous random variables

In many programming languages `rand()` returns a uniform number in the interval $(0, 1)$. Imagine that we want to sample a random variable X with cdf F , it is very easy if F is one-to-one:

Algorithm
`U=rand()`
`return $F^{-1}(U)$.`

We easily check that the cdf of $F^{-1}(U)$ is indeed F : F is increasing so

$$\mathbb{P}(F^{-1}(U) \leq t) = \mathbb{P}(U \leq F(t)) = \int_0^{F(t)} dx \text{ (since } U \text{ is uniform)} = F(t).$$

Example: (Simulation of an exponential random variable) For the case of $X \stackrel{(d)}{=} \mathcal{E}(1)$, we have $F(t) = \int_0^t e^{-u} du = 1 - e^{-t}$. In order to find F^{-1} we have to solve

$$F(t) = x \Leftrightarrow 1 - e^{-t} = x \Leftrightarrow 1 - x = e^{-t} \Leftrightarrow t = -\log(1 - x).$$

This proves that $F^{-1}(x) = -\log(1 - x)$. Thus the command `-log(1-rand())` returns an exponential random variable.

Remark: If F is not one-to-one, we must use the *pseudo-inverse* of F defined by

$$F^{-1}(u) = \inf \{x \text{ such that } F(x) \geq u\}.$$

2.2 Expectation

Let X be a random variable defined on a probability space (Ω, \mathbb{P}) .

Definition/Theorem 2.5 (*Expectation of a random variable*)

The expectation $\mathbb{E}[X]$ of X is a real number with properties

- If $X = \mathbf{1}_A$ then

$$\mathbb{E}[X] = \mathbb{E}[\mathbf{1}_A] = \mathbb{P}(A).$$

- **(Linearity)** For any real numbers a, b and any random variables X, Y

$$\mathbb{E}[aX + bY] = a\mathbb{E}[X] + b\mathbb{E}[Y].$$

- **(Monotonicity)** If $X(\omega) \leq Y(\omega)$ for every ω , then $\mathbb{E}[X] \leq \mathbb{E}[Y]$.

Here is the practical formula that tells how to compute expectations.

Proposition 2.6 (*Expectation of a function of X*)

Let X be a random variable and ϕ a function $\mathbb{R} \rightarrow \mathbb{R}$.

- If X has density f , then $\mathbb{E}[\phi(X)] = \int_{\mathbb{R}} \phi(x)f(x)dx$.

- If X is discrete, then $\mathbb{E}[\phi(X)] = \sum_k \phi(k)\mathbb{P}(X = k)$, where the sums runs over all the possible values for X : $\mathbb{N}, \mathbb{Z}, \dots$

Example : Let X follow the uniform distribution in $[0, 1]$,

$$\mathbb{E}[X^n] = \int x^n \times \mathbb{1}_{[0,1]}(x)dx = \int_{[0,1]} x^n dx = \frac{x^{n+1}}{n+1} \Big|_{x=0}^{x=1} = \frac{1}{n+1}.$$

Exercise : Let $X \stackrel{(d)}{=} \mathcal{E}(1)$. Prove by induction that $\mathbb{E}[X^n] = n!$.

2.3 How to find the distribution of X ?

▷ **1st method: Find its cdf F_X by an explicit computation**

We have already seen this method p.9.

▷ **2d method: change of variable**

The strategy is to use the following Theorem (which we admit):

Theorem 2.7 (*Characterization with bounded and continuous ϕ*)

- If $\mathbb{E}[\phi(X)] = \mathbb{E}[\phi(Y)]$ for every bounded and continuous function ϕ , then X and Y have the same distribution.
- In particular, if one can find a function f such that, for every bounded and continuous ϕ ,

$$\mathbb{E}[\phi(X)] = \int \phi(x)f(x)dx$$

then X has density f .

Example : Let us use this criterion to prove once again that if X is uniform in $[0, 1]$ then X^2 has density $1/2\sqrt{x}$. Let us compute

$$\mathbb{E}[\phi(X^2)] = \int \phi(x^2) \underbrace{\mathbb{1}_{[0,1]}(x)}_{\text{density of } X} dx = \int_0^1 \phi(x^2)dx.$$

We make the change of variables $t = x^2$, $x = \sqrt{t}$, $\frac{dx}{dt} = \frac{1}{2\sqrt{t}}$, this gives

$$\mathbb{E}[\phi(X^2)] = \int_{x=0}^{x=1} \phi(x^2)dx = \int_{t=0}^{t=1} \phi(t) \frac{1}{2\sqrt{t}} dt.$$

This holds for any bounded and continuous ϕ , thus X^2 has density $\frac{1}{2\sqrt{t}}$ on interval $[0, 1]$.

▷ **3rd method: Find its characteristic function**

We introduce an important tool: the *characteristic function* (also called *Fourier transform*).

Definition/Theorem 2.8

The characteristic function of a random variable X is the function $\Phi_X(t)$:

$$\begin{aligned}\Phi_X(t) : \mathbb{R} &\rightarrow \mathbb{C} \\ t &\mapsto \mathbb{E}[e^{itX}].\end{aligned}$$

If $\Phi_X(t) = \Phi_Y(t)$ for all t , then X and Y have the same law.

(Here i is the complex number $i^2 = -1$. All you need to know about the exponential of a complex number is that the power rule $e^{z+z'} = e^z e^{z'}$ also holds for complex numbers and that if r is a real number then $|e^{ir}| = 1$.)

Example: Let X have the exponential distribution with parameter 1. Then

$$\begin{aligned}\mathbb{E}[e^{itX}] &= \int_0^{+\infty} e^{itx} e^{-x} dx \\ &= \int_0^{+\infty} e^{x(it-1)} dx = \frac{e^{x(it-1)}}{it-1} \Big|_{x=0}^{x=+\infty} \\ &= \frac{1}{it-1} \left(\lim_{x \rightarrow +\infty} e^{x(it-1)} - 1 \right) \\ &= \frac{1}{it-1} \left(\lim_{x \rightarrow +\infty} \underbrace{e^{xit}}_{\text{of modulus 1}} \times \underbrace{e^{-x}}_{\rightarrow 0} - 1 \right) = \frac{1}{1-it}.\end{aligned}$$

Plainly from the definition, we have some interesting properties of the characteristic function.

Proposition 2.9

- $\Phi_X(0) = \mathbb{E}[e^0] = \mathbb{E}[1] = 1$.
- For every t , $|\Phi_X(t)| = |\mathbb{E}[e^{itX}]| \leq \mathbb{E}[|e^{itX}|] = 1$.
- Assume that $\mathbb{E}[|X|] < +\infty$, then (using Theorem 2.21)

$$\Phi'_X(t) = \frac{\partial}{\partial t} \mathbb{E}[e^{itX}] = \mathbb{E}\left[\frac{\partial}{\partial t} e^{itX}\right] = \mathbb{E}[iX e^{itX}].$$

In particular, $\Phi'_X(0) = i\mathbb{E}[X]$.

For a discrete random variable X , it is more usual to deal with the *generating function* $G_X(z)$ defined by

$$G_X(z) = \mathbb{E}[z^X] = \sum_{k \geq 0} \mathbb{P}(X = k) z^k.$$

As for characteristic functions, X, Y have the same law if $G_X(z) = G_Y(z)$ for any z .

2.4 Inequalities

First notice that since $X \leq |X|$, we have by monotonicity $\mathbb{E}[X] \leq \mathbb{E}[|X|]$ and by taking absolute values of both sides

$$|\mathbb{E}[X]| \leq \mathbb{E}[|X|]. \quad (\bullet)$$

We will give the definition of variance. First note that if X such that $\mathbb{E}[X^2] < +\infty$ then

$$|\mathbb{E}[X]| \leq \mathbb{E}[|X|] \leq \mathbb{E}[1 + X^2] = 1 + \mathbb{E}[X^2] < +\infty.$$

Thus: $\mathbb{E}[X^2] < +\infty \Rightarrow \mathbb{E}[X] < +\infty$.

Definition 2.10 (Variance)

Let X be a random variable such that $\mathbb{E}[X^2] < +\infty$. The variance of X is defined by

$$\text{Var}(X) = \mathbb{E}[(X - \mathbb{E}[X])^2].$$

It tells how much X deviates from its mean.

Let us expand what's inside the expectation:

$$\begin{aligned} \mathbb{E}[(X - \mathbb{E}[X])^2] &= \mathbb{E}[X^2 + \mathbb{E}[X]^2 - 2X\mathbb{E}[X]] \\ &= \mathbb{E}[X^2] + \mathbb{E}[\mathbb{E}[X]^2] - 2\mathbb{E}[X\mathbb{E}[X]] \quad (\text{by linearity}) \\ &= \mathbb{E}[X^2] + \mathbb{E}[X]^2 - 2\mathbb{E}[X]^2 \\ &= \mathbb{E}[X^2] - \mathbb{E}[X]^2. \end{aligned}$$

Note also that, plainly from the definition, we have for all constants a, b

$$\text{Var}(aX + b) = \text{Var}(aX) = a^2 \text{Var}(X). \quad (\$)$$

▷ Some useful inequalities

We saw in (\bullet) the inequality $\mathbb{E}[|X|] \geq |\mathbb{E}[X]|$. This is in fact a particular case of:

Theorem 2.11 (Jensen's inequality)

Let $\phi : \mathbb{R} \rightarrow \mathbb{R}$ be a convex function and X be an integrable r.v. Then

$$\mathbb{E}[\phi(X)] \geq \phi(\mathbb{E}[X]).$$

For instance we have $\mathbb{E}[X^2] \geq \mathbb{E}[X]^2, \mathbb{E}[e^X] \geq e^{\mathbb{E}[X]}, \dots$

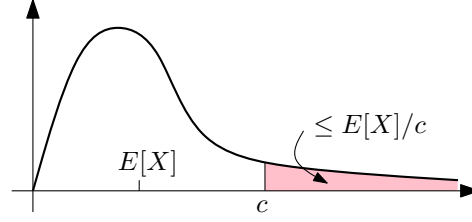
We now can state two important inequalities that estimate the probability that X deviates from its mean:

Theorem 2.12

Let X be an integrable random variable.

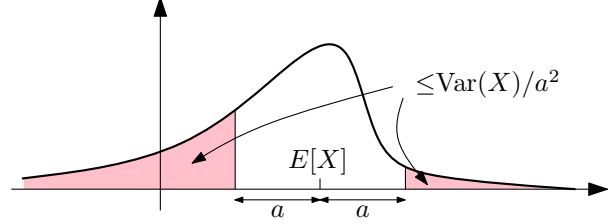
- **Markov's inequality.** If X is non-negative and $c > 0$ is a constant,

$$\mathbb{P}(X \geq c) \leq \frac{\mathbb{E}[X]}{c}.$$



- **Chebyshev's inequality.** If $\text{Var}(X) < +\infty$ and $a > 0$ is a constant,

$$\mathbb{P}(|X - \mathbb{E}[X]| \geq a) \leq \frac{\text{Var}(X)}{a^2}.$$



Proof: Markov's inequality.

$$\begin{aligned} 1 &\geq \mathbb{1}_{X \geq c} \\ X &\geq X \mathbb{1}_{X \geq c} \quad (\text{since } X \geq 0) \\ \mathbb{E}[X] &\geq \mathbb{E}[X \mathbb{1}_{X \geq c}] \geq c \mathbb{E}[\mathbb{1}_{X \geq c}], \end{aligned}$$

and now remember that $\mathbb{E}[\mathbb{1}_{X \geq c}]$ is just $\mathbb{P}(X \geq c)$.

Chebyshev's inequality. First note that $\{|X - \mathbb{E}[X]| \geq a\}$ and $\{(X - \mathbb{E}[X])^2 \geq a^2\}$ both denote the same event, so that

$$\mathbb{P}(|X - \mathbb{E}[X]| \geq a) = \mathbb{P}((X - \mathbb{E}[X])^2 \geq a^2).$$

Now, $(X - \mathbb{E}[X])^2$ is a non-negative random variable. So by Markov's inequality

$$\mathbb{P}((X - \mathbb{E}[X])^2 \geq a^2) \leq \frac{\mathbb{E}[(X - \mathbb{E}[X])^2]}{a^2} = \frac{\text{Var}(X)}{a^2}.$$

■

2.5 L^2 spaces

Definition 2.13 (L^p spaces)

Let $p \geq 1$ be a real number, we denote by $L^p(\Omega, \mathbb{P})$ (or just L^p if there is no ambiguity) the set of random variables X such that $\mathbb{E}[|X|^p] < +\infty$. In this case, we define the L^p norm of X as

$$\|X\|_p = \mathbb{E}[|X|^p]^{1/p}.$$

In particular, L^1 is the set of random variables such that $\mathbb{E}[|X|] < +\infty$. If $X \in L^1$ we say that X is integrable.

Note that in the definition, p is any real number in $[1, +\infty)$ but in practice we often consider integer values of p : L^1, L^2, \dots

Example : • If $X \leq c$, then $\mathbb{E}[|X|^p] \leq c^p < +\infty$. Then bounded r.v. are in all L^p 's.

- Here is an example which proves that $L^1 \neq L^2$. Let X have density $\frac{2}{(x+1)^3}$ on $[0, +\infty)$. You can check it is a density:

$$\int_0^\infty \frac{2}{(x+1)^3} dx = -\frac{1}{(x+1)^2} \Big|_{x=0}^{x=+\infty} = 1.$$

It is easy to prove that $X \in L^1$:

$$\mathbb{E}[|X|] = \int_0^\infty x \frac{2}{(x+1)^3} dx = 1 < +\infty$$

while

$$\mathbb{E}[|X|^2] = \int_0^\infty x^2 \frac{2}{(x+1)^3} dx = +\infty.$$

- We saw that if X follows the exponential distribution then $\mathbb{E}[X^p] = p! < +\infty$. Then X also belongs to all L^p 's.

L^p is a *vector space*, meaning that if $X, Y \in L^p$ and $a \in \mathbb{R}$, then

- aX is in L^p ,
- $X + Y$ is in L^p .

We admit in these notes that $X \mapsto \|X\|_p$ is indeed a norm, that is to say:

- $\|aX\|_p = |a| \|X\|_p$,
- $\|X\|_p = 0$ if and only if $X = 0$ almost surely,
- **Triangle inequality:** $\|X + Y\|_p \leq \|X\|_p + \|Y\|_p$.

A very important property of L^p spaces is that there are included into each others.

Theorem 2.14

For $q > p$ we have $L^q \subset L^p$:

$$\dots L^p \subset L^{p-1} \subset L^{p-2} \subset \dots \subset L^2 \subset L^1.$$

Proof: We will prove that for $p < q$ we have $\|X\|_p \leq \|X\|_q$. Then, if $\|X\|_q$ is finite, so is $\|X\|_p$.

The trick is to write $|X|^q = (|X|^p)^{q/p}$. Since $q/p > 1$ the map $x \mapsto x^{q/p}$ is convex on \mathbb{R}_+ and thus, if we apply Jensen's inequality to the r.v. $|X|^p$ we obtain

$$\begin{aligned} \mathbb{E} \left[(|X|^p)^{q/p} \right] &\geq (\mathbb{E}[|X|^p])^{q/p} \\ \text{to the power } 1/q : \quad \mathbb{E}[|X|^q]^{1/q} &\geq (\mathbb{E}[|X|^p])^{1/p} \\ \|X\|_q &\geq \|X\|_p. \end{aligned}$$

■

Definition 2.15 (L^p convergence)

Let $(X_n)_{n \geq 0}$ be a sequence of random variables, one says that X_n converges to X in L^p if $\mathbb{E}[|X_n - X|^p] \xrightarrow{n \rightarrow \infty} 0$. One writes $X_n \xrightarrow{L^p} X$.

Of course this amounts to say that $\|X_n - X\|_p$ goes to zero. Let us note that if $X_n \xrightarrow{L^q} X$ for some q , then $X_n \xrightarrow{L^p} X$ for every $p < q$, since we have

$$\|X_n - X\|_p \leq \underbrace{\|X_n - X\|_q}_{\rightarrow 0}.$$

▷ The special case of L^2

Let X, Y be in some $L^2(\Omega, \mathbb{P})$, it turns out that XY is integrable, due to the following:

Theorem 2.16 (Cauchy-Schwarz's inequality)

If X, Y are in L^2 , then

$$|\mathbb{E}[XY]| \leq \mathbb{E}[|XY|] \leq \mathbb{E}[X^2]^{1/2} \mathbb{E}[Y^2]^{1/2}.$$

In particular, since the right-hand side is finite, $X \times Y \in L^1$.

If we take $Y = 1$ above we get $\mathbb{E}[|X|] \leq \mathbb{E}[X^2]^{1/2}$. Therefore $X \in L^2 \Rightarrow X \in L^1$.

▷ Scalar product in L^2

Set $\langle X, Y \rangle = \mathbb{E}[XY]$, it is often convenient to see the application

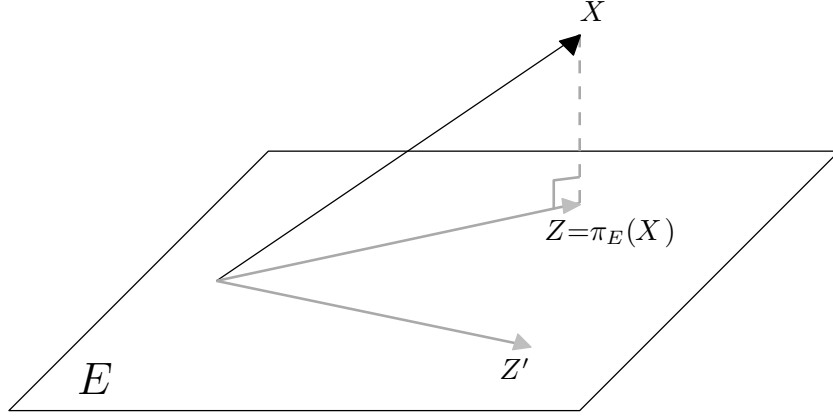
$$\begin{aligned} L^2 \times L^2 &\rightarrow \mathbb{R} \\ (X, Y) &\mapsto \langle X, Y \rangle \end{aligned}$$

as a *scalar product* (one also says *inner product*) which means that the following properties hold:

- **Symmetry:** $\langle X, Y \rangle = \langle Y, X \rangle$.
- **Linearity:** $\langle aX + bX', Y \rangle = a\langle X, Y \rangle + b\langle X', Y \rangle$.
- **Positive-definiteness:** For every X , we have $\langle X, X \rangle \geq 0$. Moreover, $\langle X, X \rangle = 0$ if and only if $X = 0$ a.s.

By analogy with the usual scalar product in geometry, we say that X, Y are **orthogonal** if $\langle X, Y \rangle = 0$. This analogy is very useful, especially when we will define conditional expectation.

Let $X \in L^2(\Omega)$ and let E be a subspace of $L^2(\Omega)$.



Legend: By definition, the orthogonal projection $\pi_E(X)$ of X is the only random variable $\pi_E(X) \in E$ such that $(X - \pi_E(X)) \perp Z'$ for every element $Z' \in E$.

It turns out that the orthogonal projection $\pi_E(X)$ of X onto E can be characterized as a minimization problem:

Theorem 2.17 (Projection as a minimization problem)

Let $X \in L^2$, E be a vector subspace of L^2 . Then

$$Z = \pi_E(X) \Leftrightarrow \begin{cases} Z \in E \\ \mathbb{E}[(X - Z)^2] = \min_{Z' \in E} \mathbb{E}[(X - Z')^2] \end{cases}$$

Example: Let $X \in L^2$. What is the orthogonal projection $\pi_E(X)$ of X onto the subspace $E = \{ \text{constant random variables } a, a \in \mathbb{R} \}$?

1st method: using orthogonality. First, we know that $\pi_E(X) \in E$, *i.e.* can be written as a constant a . Then

$$X - \pi_E(X) = X - a \perp \mathbf{1}$$

(where $\mathbf{1} \in E$ is the constant r.v. equal to one). This means that

$$0 = \mathbb{E}[(X - a) \times 1] = \mathbb{E}[X] - a,$$

i.e. $a = \mathbb{E}[X]$. Finally,

$$\pi_E(X) = \mathbb{E}[X]$$

2d method: using minimization. Using Theorem 2.17, we know that $a = \pi_E(X)$ is the solution of

$$\mathbb{E}[(X - a)^2] = \min_{b \in \mathbb{R}} \mathbb{E}[(X - b)^2].$$

Let us minimize $f(b) := \mathbb{E}[(X - b)^2]$. We have

$$\begin{aligned} f(b) &= \mathbb{E}[X^2] + \mathbb{E}[b^2] + \mathbb{E}[-2bX] = \mathbb{E}[X^2] + b^2 - 2b\mathbb{E}[X] \\ f'(b) &= 0 + 2b - 2\mathbb{E}[X]. \end{aligned}$$

This proves that f is minimal for $b = \mathbb{E}[X]$. Therefore

$$\mathbb{E}[(X - \mathbb{E}[X])^2] = \min_{b \in \mathbb{R}} \mathbb{E}[(X - b)^2].$$

ans this proves (again) that $\pi_E(X) = \mathbb{E}[X]$.

Bonus 1 : Swapping \mathbb{E} and limit

Our main concern here is:

When can we swap expectation and limit: when is $\mathbb{E}[\lim_n X_n]$ equal to $\lim_n \mathbb{E}[X_n]$?

In the definition of the expectation we already saw the

Theorem 2.18 (*Monotone convergence*)

Let (X_n) be a sequence of non-negative random variables. Assume that (X_n) is \nearrow : for all ω , $(X_n(\omega))_{n \geq 1}$ is non-decreasing. Then

$$\mathbb{E}[X] = \mathbb{E}[\lim_{n \rightarrow +\infty} X_n] = \lim_{n \rightarrow +\infty} \mathbb{E}[X_n].$$

Here is an important application of monotone convergence:

Proposition 2.19 (*Swapping \sum and \mathbb{E}*)

Let (X_k) be a sequence of non-negative random variables. Then $\sum_{k=0}^n X_k \nearrow \sum_{k=0}^{\infty} X_k$ and then

$$\mathbb{E}\left[\sum_{k=0}^{\infty} X_k\right] = \sum_{k=0}^{\infty} \mathbb{E}[X_k]$$

(both sides can be infinite).

If we want to deal with arbitrary sequences, we need another assumption: *domination*. Before going into details, let us begin by a definition. We say that $(X_n)_{n \geq 1}$ converges to X *almost surely* if

$$\mathbb{P}\left(X_n \xrightarrow{n \rightarrow \infty} X\right) = \mathbb{P}\left(\omega \text{ such that } X_n(\omega) \xrightarrow{n \rightarrow \infty} X(\omega)\right) = 1.$$

Theorem 2.20 (*Dominated-convergence Theorem*)

Assume that (X_n) converges to X almost surely. Assume also that all X_n 's are dominated by Y : for all $n \geq 1$ and $\omega \in \Omega$,

$$|X_n(\omega)| \leq |Y(\omega)|$$

where Y is integrable: $\mathbb{E}[|Y|] < +\infty$. Then

$$\mathbb{E}\left[\lim_{n \rightarrow +\infty} X_n\right] = \lim_{n \rightarrow +\infty} \mathbb{E}[X_n].$$

Remark : In fact, with these assumptions, we even have a stronger result:

$$\mathbb{E}[|X_n - X|] \rightarrow 0.$$

We now give an useful result which turns to be an application of the dominated-convergence Theorem.

Theorem 2.21 (*Differentiating inside expectations*)

Let I be an interval, and

$$\begin{aligned} f : I \times \mathbb{R} &\rightarrow \mathbb{R} \\ (t, X) &\mapsto f(t, X). \end{aligned}$$

Assume that for every $t \in I$, the random variable $x \mapsto f(t, X)$ is integrable and that $\left| \frac{\partial}{\partial t} f(t, X) \right| \leq g(X)$ with $\mathbb{E}[g(X)] < +\infty$, then

$$\frac{\partial}{\partial t} \mathbb{E}[f(t, X)] = \mathbb{E} \left[\frac{\partial}{\partial t} f(t, X) \right].$$

Bonus 2: The Borel-Cantelli lemmas

Given events A_1, A_2, \dots , a main concern is often "how many of the A_n 's occur?". The first Borel-Cantelli Lemma says that if $\mathbb{P}(A_n)$ is too small, then A_n cannot occur infinitely often. Recall that

$$\limsup_{n \rightarrow \infty} A_n = "A_n \text{ occurs infinitely often}" = \bigcap_{p \geq 1} \bigcup_{n \geq p} A_n.$$

Theorem 2.22 (*First Borel-Cantelli Lemma*)

If $\sum_{n \geq 1} \mathbb{P}(A_n) < +\infty$ then, almost surely, A_n occurs finitely many times:

$$\mathbb{P} \left(\limsup_{n \rightarrow \infty} A_n \right) = 0.$$

On the contrary, if $\mathbb{P}(A_n)$ is large enough, then we can prove that A_n occurs infinitely often. This is the second Borel-Cantelli Lemma, but we need the extra assumption that A_n 's are independent:

Theorem 2.23 (*Second Borel-Cantelli Lemma*)

If $\sum_{n \geq 1} \mathbb{P}(A_n) = +\infty$ and if furthermore A_1, A_2, \dots are independent then, almost surely, A_n occurs infinitely often:

$$\mathbb{P} \left(\limsup_{n \rightarrow \infty} A_n \right) = 1.$$

You can skip the proofs of Borel-Cantelli's lemmas, more important is the application just below, which helps to understand how B-C's lemmas work in practice.

Proof of the first Borel-Cantelli lemma: We consider the random variable $\sum_{n \geq 1} \mathbb{1}_{A_n}$ that counts the number of A_n 's that occur. By positivity (see Proposition 2.19) one can swap \sum and \mathbb{E} and then

$$\mathbb{E} \left[\sum_{n \geq 1} \mathbb{1}_{A_n} \right] = \sum_{n \geq 1} \mathbb{E} [\mathbb{1}_{A_n}] = \sum_{n \geq 1} \mathbb{P}(A_n) < +\infty.$$

Then $\sum_{n \geq 1} \mathbb{1}_{A_n}$ has finite expectation, therefore it is finite with probability one: A_n occurs finitely many times. ■

Proof of the second Borel-Cantelli lemma: Fix $p \geq 1$,

$$\begin{aligned} \mathbb{P}(A_n \text{ doesn't occur for } n \geq p) &= \mathbb{P}(\overline{A_p} \cap \overline{A_{p+1}} \cap \overline{A_{p+2}} \cap \dots) \\ &\stackrel{\text{by indep.}}{=} \prod_{n \geq p} \mathbb{P}(\overline{A_n}) = \prod_{n \geq p} (1 - \mathbb{P}(A_n)). \end{aligned}$$

Now, we use the fact that $1 - x \leq e^{-x}$ for any real x :

$$\mathbb{P}(A_n \text{ doesn't occur for } n \geq p) \leq \prod_{n \geq p} \exp(-\mathbb{P}(A_n)) = \exp\left(-\sum_{n \geq p} \mathbb{P}(A_n)\right) = \exp(-\infty) = 0.$$

$$\begin{aligned} \text{Then } \mathbb{P}(A_n \text{ occurs finitely many times}) &= \mathbb{P}\left(\bigcup_{p \geq 1} \{A_n \text{ doesn't occur for } n \geq p\}\right) \\ &\leq \sum_{p \geq 1} \mathbb{P}(A_n \text{ doesn't occur for } n \geq p) = \sum_{p \geq 1} 0 = 0 \end{aligned}$$

(we used item 3. in Proposition 1.3). This proves that $\mathbb{P}(\limsup_{n \rightarrow \infty} A_n) = 1$. ■

3 Random vectors

The objective of the present Chapter is to introduce some tools to study the distribution of a random vector $(X_1, \dots, X_d) \in \mathbb{R}^d$. The **joint** distribution of (X_1, \dots, X_d) , denoted by $\mathbb{P}_{(X_1, \dots, X_d)}$ is the measure on \mathbb{R}^d defined by

$$\mathbb{P}_{(X_1, \dots, X_d)}(A) = \mathbb{P}((X_1, \dots, X_d) \in A).$$

3.1 Joint densities and the Fubini Theorems

We first need a couple of Theorems in order to properly define and handle multiple integrals.

In what follows, in order to lighten notations, we only write formulas for the case $d = 2$ but all the results are valid in the general d -dimensional case.

Theorem 3.1 (The first Fubini Theorem)

Let f be a **non-negative** function

$$\begin{aligned} f : \mathbb{R} \times \mathbb{R} &\rightarrow \mathbb{R}_+ \\ (x, y) &\mapsto f(x, y). \end{aligned}$$

Then

$$\int_{y \in \mathbb{R}} \left(\int_{x \in \mathbb{R}} f(x, y) dx \right) dy = \int_{x \in \mathbb{R}} \left(\int_{y \in \mathbb{R}} f(x, y) dy \right) dx$$

(Note that both sides might be equal to $+\infty$.)

Thus we can without ambiguity denote this quantity by $\iint_{\mathbb{R}^2} f(x, y) dx dy$.

Theorem 3.2 (The second Fubini Theorem)

Let f be a function of any sign

$$\begin{aligned} f : \mathbb{R} \times \mathbb{R} &\rightarrow \mathbb{R} \\ (x, y) &\mapsto f(x, y). \end{aligned}$$

Assume that $\iint |f| dx dy$ is finite (you check this with the first Fubini Theorem), then

$$\int_{y \in \mathbb{R}} \left(\int_{x \in \mathbb{R}} f(x, y) dx \right) dy = \int_{x \in \mathbb{R}} \left(\int_{y \in \mathbb{R}} f(x, y) dy \right) dx$$

(In this case both sides are finite.)

We denote this quantity by $\iint_{\mathbb{R}^2} f(x, y) dx dy$.

Definition 3.3 (Joint density)

We say that (X, Y) has joint density $f : \mathbb{R}^2 \rightarrow \mathbb{R}_+$ if for any set $A \subset \mathbb{R}^2$

$$\mathbb{P}((X, Y) \in A) = \iint_A f(x, y) dx dy.$$

In this case, for every function ϕ ,

$$\mathbb{E}[\phi(X, Y)] = \iint_{\mathbb{R}^2} \phi(x, y) f(x, y) dx dy. \quad (*)$$

(when this quantity is well-defined: either if $\phi \geq 0$ or if $\iint |\phi| f < +\infty$).

Example : Function $(x, y) \mapsto (x + y)\mathbb{1}_{[0,1] \times [0,1]}(x, y)$ is a density. It is clearly non-negative and by first Fubini's Theorem

$$\begin{aligned} \iint_{[0,1] \times [0,1]} (x + y) dx dy &= \int_{x \in [0,1]} \left(\int_{y \in [0,1]} (x + y) dy \right) dx \\ &= \int_{x \in [0,1]} \left(\int_{y \in [0,1]} x dy + \int_{y \in [0,1]} y dy \right) dx \\ &= \int_{x \in [0,1]} (x + 1/2) dx \\ &= 1/2 + 1/2 = 1. \end{aligned}$$

▷ Marginal densities

Let (X, Y) have density f and let us compute the density of X : for any bounded and continuous function ϕ of a single variable x , we can apply formula $(*)$ just above:

$$\mathbb{E}[\phi(X)] = \iint \phi(x) f(x, y) dx dy.$$

Function $|\phi|$ is bounded by some $c > 0$,

$$\iint |\phi(x) f(x, y)| dx dy \leq \iint c f(x, y) dx dy = c \iint f(x, y) dx dy = c \times 1 < +\infty$$

so we can apply the second Fubini Theorem and integrate first with respect to y :

$$\mathbb{E}[\phi(X)] = \int_x \phi(x) \underbrace{\left(\int_y f(x, y) dy \right)}_{\text{density of } X} dx.$$

Proposition 3.4 (Marginal densities)

If (X, Y) has density $(x, y) \mapsto f(x, y)$ then X has density $x \mapsto \int_{y \in \mathbb{R}} f(x, y) dy$. It is called the marginal density of X . Similarly, Y has density $y \mapsto \int_{x \in \mathbb{R}} f(x, y) dx$.

Example (continuation) : Let (X, Y) have density $(x + y)\mathbb{1}_{[0,1] \times [0,1]}(x, y)$. By the proposition the density of X is

$$x \mapsto \begin{cases} \int_{y \in [0,1]} (x + y) dy = x + 1/2 & \text{if } x \in [0, 1], \\ 0 & \text{otherwise.} \end{cases}$$

Remark: It might happen that X, Y both have densities while pair (X, Y) has not. Consider the case where $X \stackrel{(d)}{=} \mathcal{E}(1)$, and $Y = 2X$. Then the pair $(X, Y) = (X, 2X)$ lies on the line $D = \{y = 2x\}$ with probability one:

$$\mathbb{P}((X, Y) \in D) = 1.$$

But if (X, Y) had a density f then this probability would be zero:

$$\begin{aligned} \mathbb{P}((X, Y) \in D) &= \mathbb{E}[\mathbb{1}_{Y=2X}] = \iint \mathbb{1}_{y=2x} f(x, y) dx dy \\ &= \int_x \left(\int_y \mathbb{1}_{y=2x} f(x, y) dy \right) dx \\ &= \int_x \left(\int_{y=2x}^{2x} f(x, y) dy \right) dx \\ &= \int_x 0 \times dy = 0. \end{aligned}$$

3.2 Independence

Definition 3.5 (*Independence of random variables*)

Let X_1, X_2, \dots, X_n be random variables on the same space (Ω, \mathbb{P}) . We say that X_1, \dots, X_n are independent if for any events B_1, \dots, B_n we have

$$\mathbb{P}(X_1 \in B_1, X_2 \in B_2, \dots, X_n \in B_n) = \prod_{i=1}^n \mathbb{P}(X_i \in B_i).$$

We say that a sequence of random variables X_1, X_2, \dots is *i.i.d.* (independent and identically distributed) if, for every n , X_1, \dots, X_n are independent and if X_i 's all have the same law.

Remark: If X, Y are discrete random variables, then X and Y are independent if and only if for every i, j

$$\mathbb{P}(X = i \cap Y = j) = \mathbb{P}(X = i)\mathbb{P}(Y = j).$$

If X, Y are independent then by definition we have

$$\mathbb{P}(X \leq s, Y \leq t) = \mathbb{P}(X \leq s)\mathbb{P}(Y \leq t) = F_X(s)F_Y(t).$$

More generally,

Proposition 3.6 (*Product of independent r.v.*)

If X_1, X_2, \dots, X_n are independent and ϕ_1, \dots, ϕ_n are any functions, then

- $\phi_1(X_1), \phi_2(X_2), \dots, \phi_n(X_n)$ are independent.

- If all $\phi_k(X_k)$'s are integrable we have

$$\mathbb{E}[\phi_1(X_1)\phi_2(X_2)\dots\phi_n(X_n)] = \mathbb{E}[\phi_1(X_1)]\mathbb{E}[\phi_2(X_2)]\dots\mathbb{E}[\phi_n(X_n)].$$

▷ Independence and densities

Theorem 3.7

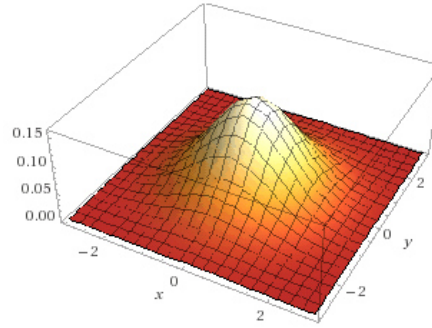
Let X, Y be two random variables.

- If X, Y have densities f_X and f_Y , and if X, Y are independent, then

$$(X, Y) \text{ has density } f_{(X,Y)}(x, y) = f_X(x)f_Y(y).$$

- Conversely, if (X, Y) has a density which can be written as a product $g_1(x) \times g_2(y)$ then X, Y are independent.

the density of (X, Y) where X, Y are independent $\mathcal{N}(0, 1)$:



Example: Assume (X, Y) has density $6x^2y\mathbb{1}_{(x,y) \in [0,1]^2}$ (exercise: check that this is a density). Then the theorem says that X, Y are independent since one can write

$$6x^2y\mathbb{1}_{[0,1] \times [0,1]}(x, y) = 6x^2\mathbb{1}_{x \in [0,1]} \times y\mathbb{1}_{y \in [0,1]}.$$

Though, we have to care about constants if we want marginal densities: the density of X is

$$\int_{y=0}^1 6x^2y dy = 6x^2 \int_{y=0}^1 y dy = 3x^2 \text{ for } x \in [0, 1].$$

Finally,

$$6x^2y\mathbb{1}_{x,y \in [0,1]} = \underbrace{3x^2\mathbb{1}_{x \in [0,1]}}_{\text{density of } X} \times \underbrace{2y\mathbb{1}_{y \in [0,1]}}_{\text{density of } Y}.$$

We conclude by a simple but yet very useful proposition.

Proposition 3.8 (*i.i.d. random variables are distinct*)

Let X_1, X_2, \dots be a sequence of i.i.d. random variables with density f .

Then almost surely they all are pairwise distinct:

$$\mathbb{P}(\text{for all } i \neq j, X_i \neq X_j) = 1.$$

Proof: We prove that the complement event {there are i, j such that $X_i = X_j$ } has probability zero. First we notice that

$$\begin{aligned} \mathbb{P}(\text{there are } i, j \text{ such that } X_i = X_j) &= \mathbb{P}(\cup_{i,j \in \mathbb{N}} \{\text{there are } i, j \text{ such that } X_i = X_j\}) \\ &\leq \sum_{i,j \in \mathbb{N}} \mathbb{P}(X_i = X_j), \end{aligned}$$

by the union bound (Proposition 1.3). Now,

$$\begin{aligned} \mathbb{P}(X_i = X_j) &= \int_{\mathbb{R}^2} \mathbb{1}_{x=y} f(x) f(y) dx dy \\ &= \int_{y \in \mathbb{R}} \left(\int_{x \in \mathbb{R}} \mathbb{1}_{x=y} f(x) dx \right) f(y) dy \\ &= \int_{y \in \mathbb{R}} \left(\int_{x=y}^y f(x) dx \right) f(y) dy \\ &= \int_{y \in \mathbb{R}} 0 \times f(y) dy = 0. \end{aligned}$$

■

3.3 Sums of independent random variables

Let X, Y be random variables, what can we say about $X + Y$? First, by linearity of expectation

$$\mathbb{E}[X + Y] = \mathbb{E}[X] + \mathbb{E}[Y].$$

Now, assume that X, Y are independent. Then

$$\begin{aligned} \text{Var}(X + Y) &= \mathbb{E}[(X + Y)^2] - \mathbb{E}[X + Y]^2 \\ &= \mathbb{E}[X^2 + Y^2 + 2XY] - \mathbb{E}[X]^2 - \mathbb{E}[Y]^2 - 2\mathbb{E}[X]\mathbb{E}[Y] = \text{Var}(X) + \text{Var}(Y). \end{aligned}$$

More generally, if X_1, \dots, X_n are independent, then expectations and variances add up:

$$\begin{aligned} \mathbb{E}[X_1 + \dots + X_n] &= \mathbb{E}[X_1] + \dots + \mathbb{E}[X_n], \\ \text{Var}(X_1 + \dots + X_n) &= \text{Var}(X_1) + \dots + \text{Var}(X_n) \quad (\text{here } X_k \text{'s need to be independent!}) \end{aligned}$$

▷ Sums of random variables and characteristic functions

Another very efficient tool for the sum of r.v. is the use of characteristic functions (in fact this is the very reason for which characteristic functions are introduced in this course). Indeed, we have

$$\Phi_{X+Y}(t) = \mathbb{E}[e^{it(X+Y)}] = \mathbb{E}[e^{itX} e^{itY}] \stackrel{\text{by ind.}}{=} \mathbb{E}[e^{itX}] \mathbb{E}[e^{itY}] = \Phi_X(t) \Phi_Y(t),$$

the CF of a sum of independent random variables is the product of CFs!

As an important application we have:

Proposition 3.9 (*Sum of two independent gaussian r.v.*)

If $X_1 \stackrel{(d)}{=} \mathcal{N}(\mu_1, \sigma_1^2)$, $X_2 \stackrel{(d)}{=} \mathcal{N}(\mu_2, \sigma_2^2)$ and if X, Y are independent, then $X + Y$ is also a gaussian random variable. More precisely,

$$X_1 + X_2 \stackrel{(d)}{=} \mathcal{N}(\mu_1 + \mu_2, \sigma_1^2 + \sigma_2^2).$$

Proof: We admit for this proof that we have the following formula for the characteristic function of a $\mathcal{N}(\mu, \sigma^2)$:

$$\Phi_X(t) = \exp\left(it\mu - \frac{t^2\sigma^2}{2}\right).$$

This will be proved later in Proposition 4.1. In our case it gives that

$$\Phi_{X_1}(t) = \exp\left(it\mu_1 - \frac{t^2\sigma_1^2}{2}\right), \quad \Phi_{X_2}(t) = \exp\left(it\mu_2 - \frac{t^2\sigma_2^2}{2}\right)$$

Let us compute the CF of $X_1 + X_2$:

$$\begin{aligned} \Phi_{X_1+X_2}(t) &= \Phi_{X_1}(t)\Phi_{X_2}(t) = \exp\left(it\mu_1 - \frac{t^2\sigma_1^2}{2}\right) \exp\left(it\mu_2 - \frac{t^2\sigma_2^2}{2}\right) \\ &= \exp\left(it(\mu_1 + \mu_2) - \frac{t^2(\sigma_1^2 + \sigma_2^2)}{2}\right), \end{aligned}$$

and we recognize the CF of a $\mathcal{N}(\mu_1 + \mu_2, \sigma_1^2 + \sigma_2^2)$. ■

3.4 Mean vector and covariance matrix

Let X, Y be two random variables in L^2 . We define the covariance of the vector (X, Y) by

$$\text{Cov}(X, Y) = \mathbb{E}[XY] - \mathbb{E}[X]\mathbb{E}[Y].$$

Proposition 3.10 (*Properties of covariance*)

Let $X, Y \in L^2$. Then

- (i) For any constant c , $\text{Cov}(X, c) = 0$.
- (ii) $\text{Cov}(X, X) = \text{Var}(X)$.
- (iii) If X, Y are independent, $\text{Cov}(X, Y) = 0$.
- (iv) The covariance is bilinear: for every constants a_i 's and b_i 's and any random variables X_i 's, Y_j 's in L^2 ,

$$\text{Cov}\left(\sum_i a_i X_i, \sum_j b_j Y_j\right) = \sum_{i,j} a_i b_j \text{Cov}(X_i, Y_j).$$

Remark: We have X, Y independent $\Rightarrow \text{Cov}(X, Y) = 0$ but the converse is not true!

Definition 3.11 (Mean and covariance of a vector)

Let $\mathbf{X} = (X_1, \dots, X_d)$ be a random vector. The mean vector μ of \mathbf{X} is the column vector of expectations:

$$\mu = \begin{pmatrix} \mathbb{E}[X_1] \\ \mathbb{E}[X_2] \\ \vdots \\ \mathbb{E}[X_d] \end{pmatrix}$$

and the covariance matrix C of \mathbf{X} is the $d \times d$ matrix where entry $C_{i,j} = \text{Cov}(X_i, X_j)$:

$$C = \begin{matrix} & & j \\ & & \vdots \\ i & \begin{pmatrix} \dots & \text{Cov}(X_i, X_j) & \dots \\ & \vdots & \end{pmatrix} \end{matrix}$$

Example: If \mathbf{X} is made of i.i.d. X_1, \dots, X_d , then $\text{Cov}(X_i, X_i) = \text{Var}(X_i) = 1$, and $\text{Cov}(X_i, X_j) = 0$ for $i \neq j$ (by independence). Then C is the identity matrix:

$$C = \begin{pmatrix} 1 & \dots & 0 \\ \vdots & \ddots & \vdots \\ 0 & \dots & 1 \end{pmatrix}$$

Since $\text{Cov}(X_i, X_j) = \text{Cov}(X_j, X_i)$, the matrix C is always symmetric. It is less obvious, but true, that C is also positive-semi-definite, which means that for all vector $\mathbf{t} = (t_1, \dots, t_d) \in \mathbb{R}^d$ one has the inequality $\mathbf{t}'C\mathbf{t} \geq 0$, where \mathbf{t}' is the *transpose* of \mathbf{t} .

A remark regarding matrix operations:

Recall that if $t = \begin{pmatrix} t_1 \\ \vdots \\ t_d \end{pmatrix}$, we have

$$\mathbf{t}'C\mathbf{t} = \mathbf{t}' \times (C\mathbf{t}) = \mathbf{t}' \times \begin{pmatrix} \sum_j C_{1,j}t_j \\ \sum_j C_{2,j}t_j \\ \vdots \\ \sum_j C_{d,j}t_j \end{pmatrix} = \sum_{i,j} t_i C_{i,j} t_j.$$

Note also that

$$(\mathbf{X}-\mu)(\mathbf{X}-\mu)' = \begin{pmatrix} X_1-\mu_1 \\ X_2-\mu_2 \\ \vdots \\ X_d-\mu_d \end{pmatrix} (X_1-\mu_1 \ X_2-\mu_2 \ \dots \ X_d-\mu_d) = \begin{matrix} & & j \\ & & \vdots \\ i & \begin{pmatrix} \dots & (X_i-\mu_i)(X_j-\mu_j) & \dots \\ & \vdots & \end{pmatrix} \end{matrix}$$

Thus by taking expectation we get

$$C = \mathbb{E}[(\mathbf{X} - \mu)(\mathbf{X} - \mu)']. \quad (\star)$$

Proposition 3.12 (*Linear transformation of a vector*)

Let $\mathbf{X} \in \mathbb{R}^d$ be a random vector with mean vector μ and covariance matrix C and let M be a $p \times d$ matrix. Then $M\mathbf{X} \in \mathbb{R}^p$ and

$$\text{Mean Vector of } M\mathbf{X} = M\mu$$

and

$$\text{Covariance matrix of } M\mathbf{X} = MCM'.$$

Proof: First,

$$M\mathbf{X} = \begin{pmatrix} \sum_j M_{1,j} X_j \\ \sum_j M_{2,j} X_j \\ \vdots \\ \sum_j M_{p,j} X_j \end{pmatrix},$$

so the first assertion is just linearity of expectation. For the covariance we apply formula (\star) just above (recall $(AB)' = B'A'$):

$$\begin{aligned} \text{Cov. matrix of } M\mathbf{X} &= \mathbb{E}[(M\mathbf{X} - M\mu)(M\mathbf{X} - M\mu)'] \\ &= \mathbb{E}[M(\mathbf{X} - \mu)(M(\mathbf{X} - \mu))'] \\ &= \mathbb{E}[M(\mathbf{X} - \mu)(\mathbf{X} - \mu)'M'] = M\mathbb{E}[(\mathbf{X} - \mu)(\mathbf{X} - \mu)']M' = MCM'. \end{aligned} \quad \blacksquare$$

Bonus: Bivariate change of variables

To conclude this section, note that there is a criterion analogous to Theorem 2.7 to find the distribution of (X, Y) :

Theorem 3.13 (*Characterization with bounded and continuous ϕ*)

If one can find a function $f : \mathbb{R}^2 \rightarrow \mathbb{R}_+$ such that, for every bounded and continuous function $\phi : \mathbb{R}^2 \rightarrow \mathbb{R}$,

$$\mathbb{E}[\phi(X, Y)] = \iint \phi(x, y) f(x, y) dx dy.$$

then (X, Y) has joint density f .

▷ A simple example

Let (X, Y) have joint density $f(x, y)$, imagine that we want to compute the joint density of $(u(X, Y), v(X, Y))$ for some simple functions u, v . To do this we have to compute

$$\mathbb{E}[\phi(u(X, Y), v(X, Y))] = \iint_{\mathbb{R}^2} \phi(u(x, y), v(x, y)) f(x, y) dx dy$$

for any bounded and continuous $\phi : \mathbb{R}^2 \rightarrow \mathbb{R}$.

The general method to do that is to use a bivariate change of variables, we won't make the detailed theory but rather work out an example.

Example : Let (X, Y) have joint density

$$f(x, y) = \frac{3}{4} \exp(-|x + 2y| - |x - y|)$$

what is the joint density of $(X + 2Y, X - Y)$? We set $U = X + 2Y$ and $V = X - Y$,

$$\mathbb{E}[\phi(U, V)] = \iint_{\mathbb{R}^2} \phi(x + 2y, x - y) \frac{3}{4} \exp(-|x + 2y| - |x - y|) dx dy.$$

In the latter integral we make the change of variables

$$\begin{cases} u = x + 2y, \\ v = x - y. \end{cases} \Leftrightarrow \begin{cases} x = (u + 2v)/3, \\ y = (u - v)/3. \end{cases}$$

If (x, y) runs in all \mathbb{R}^2 then so does (u, v) so the integration domain is still \mathbb{R}^2 . We have to make the change $dx dy \leftrightarrow du dv$, we need to compute the so-called *Jacobian matrix*

$$\text{Jac}(x, y) = \begin{pmatrix} \frac{\partial x}{\partial u} & \frac{\partial x}{\partial v} \\ \frac{\partial y}{\partial u} & \frac{\partial y}{\partial v} \end{pmatrix} = \begin{pmatrix} \frac{\partial}{\partial u} \left(\frac{u+2v}{3} \right) & \frac{\partial}{\partial v} \left(\frac{u+2v}{3} \right) \\ \frac{\partial}{\partial u} \left(\frac{u-v}{3} \right) & \frac{\partial}{\partial v} \left(\frac{u-v}{3} \right) \end{pmatrix} = \begin{pmatrix} 1/3 & 2/3 \\ 1/3 & -1/3 \end{pmatrix}.$$

Now the formula is (don't forget absolute values)

$$\frac{dx dy}{du dv} = |\det(\text{Jac}(x, y))| = \left| \frac{1}{3} \times \left(-\frac{1}{3}\right) - \frac{1}{3} \times \frac{2}{3} \right| = |-3/9| = 1/3.$$

We get

$$\mathbb{E}[\phi(U, V)] = \iint_{\mathbb{R}^2} \phi(u, v) \frac{3}{4} e^{-|u|-|v|} \frac{du dv}{3} = \iint_{\mathbb{R}^2} \phi(u, v) \frac{1}{4} e^{-|u|-|v|} du dv,$$

which proves, using Theorem 3.13, that $(U, V) = (X + 2Y, X - Y)$ has density $(u, v) \mapsto \frac{1}{4} e^{-|u|-|v|}$.

Remark : 1. It is not necessary to check that $\frac{1}{4} e^{-|u|-|v|}$ is indeed a density on \mathbb{R}^2 , this is always the case if there is no miscomputation in the change of variables.

2. One can also compute $\frac{du dv}{dx dy}$ in the reverse way. Just interchange $(u, v) \leftrightarrow (x, y)$:

$$\frac{du dv}{dx dy} = |\det(\text{Jac}(u, v))| = \left| \det \begin{pmatrix} \frac{\partial}{\partial x}(x + 2y) & \frac{\partial}{\partial y}(x + 2y) \\ \frac{\partial}{\partial x}(x - y) & \frac{\partial}{\partial y}(x - y) \end{pmatrix} \right| = \left| \det \begin{pmatrix} 1 & 2 \\ 1 & -1 \end{pmatrix} \right| = |-3| = 3,$$

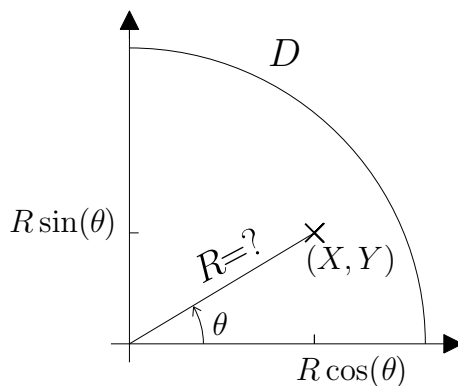
which is consistent with the previous computation.

▷ **Another example: polar coordinates**

Let (X, Y) be uniform in the quarter disc $D = \{(x, y) \in \mathbb{R}_+^2, \sqrt{x^2 + y^2} \leq 1\}$. In other words, (X, Y) has density

$$\frac{1}{\pi/4} \mathbb{1}_D(x, y),$$

(recall $\text{Vol}(D) = \pi/4$). Let $R = \sqrt{X^2 + Y^2}$ be the distance from (X, Y) to origin, what is the distribution of R ?



We have to compute

$$\mathbb{E}[\phi(R)] = \iint_{\mathbb{R}^2} \phi(\sqrt{x^2 + y^2}) \frac{1}{\pi/4} \mathbb{1}_D(x, y) dx dy.$$

for every bounded and continuous $\phi : \mathbb{R} \rightarrow \mathbb{R}$. We have to put $r = \sqrt{x^2 + y^2}$, therefore we make the *polar* change of variables:

$$\begin{cases} r \cos(\theta) = x, \\ r \sin(\theta) = y. \end{cases}$$

This way we get

$$\sqrt{x^2 + y^2} = \sqrt{r^2 \cos^2(\theta) + r^2 \sin^2(\theta)} = \sqrt{r^2 \times 1} = r.$$

Now we have (check the picture!)

$$(x, y) \in D \Leftrightarrow \begin{cases} r \leq 1, \\ 0 \leq \theta \leq \pi/2. \end{cases}$$

We have to make the change $dx dy \leftrightarrow dr d\theta$, here is the Jacobian matrix:

$$\text{Jac}(x, y) = \begin{pmatrix} \frac{\partial x}{\partial r} & \frac{\partial x}{\partial \theta} \\ \frac{\partial y}{\partial r} & \frac{\partial y}{\partial \theta} \end{pmatrix} = \begin{pmatrix} \frac{\partial}{\partial r} r \cos(\theta) & \frac{\partial}{\partial \theta} r \cos(\theta) \\ \frac{\partial}{\partial r} r \sin(\theta) & \frac{\partial}{\partial \theta} r \sin(\theta) \end{pmatrix} = \begin{pmatrix} \cos(\theta) & -r \sin(\theta) \\ \sin(\theta) & r \cos(\theta) \end{pmatrix}.$$

We get

$$\frac{dx dy}{dr d\theta} = |\det(\text{Jac}(x, y))| = |r \cos^2(\theta) + r \sin^2(\theta)| = r.$$

Finally

$$\begin{aligned}\mathbb{E}[\phi(R)] &= \int_{r=0}^1 \left(\int_{\theta=0}^{\pi/2} \phi(r) \frac{r}{\pi/4} d\theta \right) dr \\ &= \int_{r=0}^1 \phi(r) r \left(\int_{\theta=0}^{\pi/2} \frac{1}{\pi/4} d\theta \right) dr \\ &= \int_{r=0}^1 \phi(r) 2r dr.\end{aligned}$$

This proves, using Theorem 2.7, that R has density $2r$ on interval $[0, 1]$.

4 Gaussian random variables and gaussian vectors

4.1 Definitions and properties

We first gather some useful properties of gaussian random variables.

Proposition 4.1 (*Properties of gaussian random variables*)

Let $X \stackrel{(d)}{=} \mathcal{N}(\mu, \sigma^2)$ i.e.

$$\mathbb{P}(X \in A) = \int_A \frac{1}{\sigma\sqrt{2\pi}} \exp\left(-\frac{(x-\mu)^2}{2\sigma^2}\right) dx.$$

then $\mathbb{E}[X] = \mu$, $\text{Var}(X) = \sigma^2$.

- The characteristic function of X is given by

$$\Phi_X(t) = \mathbb{E}[e^{itX}] = \exp(it\mu - t^2\sigma^2/2). \quad (\diamond)$$

- If $X \stackrel{(d)}{=} \mathcal{N}(0, 1)$ then for two constants $a, b \in \mathbb{R}$, $aX + b \stackrel{(d)}{=} \mathcal{N}(b, a^2)$.
- If $X_1 \stackrel{(d)}{=} \mathcal{N}(\mu_1, \sigma_1^2), \dots, X_d \stackrel{(d)}{=} \mathcal{N}(\mu_d, \sigma_d^2)$ are independent then

$$X_1 + \dots + X_d \stackrel{(d)}{=} \mathcal{N}(\mu_1 + \dots + \mu_d, \sigma_1^2 + \dots + \sigma_d^2).$$

The two last items can be proved using characteristic functions.

Proof of formula (\diamond) : (You can skip the proof.)

First of all, let us prove the claimed result if $X \stackrel{(d)}{=} \mathcal{N}(0, 1)$, in this case we need to prove that $\Phi_X(t) = \exp(-t^2/2)$. Let us differentiate Φ_X :

$$\begin{aligned} \frac{\partial}{\partial t} \Phi_X(t) &= \mathbb{E} \left[\frac{\partial}{\partial t} e^{itX} \right] \quad (\text{using Theorem 2.21}) \\ \Phi'_X(t) &= \int_{\mathbb{R}} \frac{\partial}{\partial t} e^{itx} \frac{\exp(-x^2/2)}{\sqrt{2\pi}} dx \\ &= \int_{\mathbb{R}} ix e^{itx} \frac{\exp(-x^2/2)}{\sqrt{2\pi}} dx \\ &= \frac{i}{\sqrt{2\pi}} \int_{\mathbb{R}} \underbrace{e^{itx}}_v \underbrace{x \exp(-x^2/2)}_{u'} dx = \frac{i}{\sqrt{2\pi}} \left([uv]_{-\infty}^{+\infty} - \int_{-\infty}^{+\infty} uv' \right) \\ &= \frac{i}{\sqrt{2\pi}} \int_{-\infty}^{+\infty} \exp(-x^2/2) ite^{itx} dx = -t\Phi_X(t). \end{aligned}$$

Thus we have to solve the differential equation $\frac{\Phi'_X(t)}{\Phi_X(t)} = -t$, which is equivalent to

$$(\log(\Phi_X(t)))' = -t.$$

Hence $\log(\Phi_X(t)) = -t^2/2 + c$ for some constant c , i.e. $\Phi_X(t) = \exp(-t^2/2)e^c$. But recall that $\Phi_X(0) = 1$, so $e^c = 1$.

We turn to the general case where $X \stackrel{(d)}{=} \mathcal{N}(\mu, \sigma^2)$. We can write $X = \mu + \sigma \times Z$, where $Z \stackrel{(d)}{=} \mathcal{N}(0, 1)$. Now,

$$\mathbb{E}[e^{itX}] = \mathbb{E}[e^{it\mu + it\sigma Z}] = e^{it\mu} \mathbb{E}[e^{it\sigma Z}] = e^{it\mu} \mathbb{E}[e^{i(t\sigma)Z}] = e^{it\mu} \Phi_Z(t\sigma) = \exp\left(it\mu - \frac{t^2\sigma^2}{2}\right). \blacksquare$$

We are now interested in *multivariate* gaussian random variables.

Definition 4.2 (Gaussian vectors)

A random vector $\mathbf{X} = \begin{pmatrix} X_1 \\ \vdots \\ X_d \end{pmatrix}$ is a gaussian vector (one also says that \mathbf{X} follows the multivariate gaussian distribution) if for every real numbers t_1, t_2, \dots, t_d the linear combination

$$t_1X_1 + t_2X_2 + \dots + t_dX_d$$

is a gaussian random variable (here, by convention, we say that the constant random variable c follows the gaussian distribution $\mathcal{N}(c, 0)$).

Remark : 1. If X_1, \dots, X_d are independent with $X_i \stackrel{(d)}{=} \mathcal{N}(\mu_i, \sigma_i^2)$, then Proposition 4.1 tells that the linear combination

$$t_1X_1 + t_2X_2 + \dots + t_dX_d \stackrel{(d)}{=} \mathcal{N}(t_1\mu_1 + \dots + t_d\mu_d, t_1^2\sigma_1^2 + \dots + t_d^2\sigma_d^2)$$

and therefore is gaussian: **a vector made of independent gaussian r.v. is a gaussian vector.**

2. If $\mathbf{X} = (X_1, \dots, X_d)$ is a gaussian vector, then every sub-vector of \mathbf{X} is a gaussian vector as well: for instance, (X_2, X_5, X_{11}) is a gaussian vector. To show this it suffices to take in the definition above $t_2 = t_5 = t_{11} = 1$ and every other t_i equal to zero.

3. In particular, by taking $t_i = 1$ and $t_j = 0$ for $j \neq i$, the definition tells that X_i is gaussian: **every component of a gaussian vector is gaussian.**

Definition/Theorem 4.3

Let \mathbf{X} be a gaussian vector with mean vector μ and covariance matrix C . Then the multivariate characteristic function of \mathbf{X} is defined by

$$\begin{aligned} \Phi_{\mathbf{X}} : \quad \mathbb{R}^d &\rightarrow \mathbb{C} \\ \mathbf{t} = \begin{pmatrix} t_1 \\ \vdots \\ t_d \end{pmatrix} &\mapsto \mathbb{E}[\exp(it_1X_1 + \dots + it_dX_d)]. \end{aligned}$$

and for all \mathbf{t} we have the formula

$$\Phi_{\mathbf{X}}(\mathbf{t}) = \exp \left(i\mathbf{t}'\mu - \frac{\mathbf{t}'C\mathbf{t}}{2} \right). \quad (\#)$$

Proof of formula (#): We fix a vector $\mathbf{t} = (t_1, \dots, t_d)$ in \mathbb{R}^d . Since \mathbf{X} is a gaussian vector, the random variable Y defined by the linear combination $Y = t_1X_1 + \dots + t_dX_d$ is a gaussian random variable. We have

$$\Phi_{\mathbf{X}}(\mathbf{t}) = \mathbb{E}[\exp(i(t_1X_1 + \dots + t_dX_d))] = \mathbb{E}[\exp(i \times 1 \times Y)] = \Phi_Y(1)$$

so it suffices to compute the characteristic function of Y . To do so, it is enough (since Y is gaussian) to compute $\mathbb{E}[Y]$ and $\text{Var}(Y)$. First, by linearity of expectation,

$$\mathbb{E}[Y] = \mathbb{E}[t_1X_1 + \dots + t_dX_d] = t_1\mathbb{E}[X_1] + \dots + t_d\mathbb{E}[X_d] = \mathbf{t}'\mu.$$

Let us now compute $\mathbb{E}[Y^2]$:

$$\begin{aligned} \mathbb{E}[Y^2] &= \mathbb{E}[(t_1X_1 + \dots + t_dX_d)^2] = \sum_{i,j} t_it_j\mathbb{E}[X_iX_j] \\ \mathbb{E}[Y]^2 &= \left(\sum_i t_i\mathbb{E}[X_i] \right)^2 = \sum_{i,j} t_it_j\mathbb{E}[X_i]\mathbb{E}[X_j]. \end{aligned}$$

Hence

$$\text{Var}(Y) = \sum_{i,j} t_it_j(\mathbb{E}[X_iX_j] - \mathbb{E}[X_i]\mathbb{E}[X_j]) = \sum_{i,j} t_it_jC_{i,j} = \mathbf{t}'C\mathbf{t}.$$

The proof is finished since by Proposition 4.1

$$\Phi_Y(1) = \exp \left(i \times 1 \times \mathbb{E}[Y] - 1^2 \times \frac{\text{Var}(Y)}{2} \right) = \exp \left(i\mathbf{t}'\mu - \frac{\mathbf{t}'C\mathbf{t}}{2} \right). \quad \blacksquare$$

A consequence of Theorem 4.3 is that if \mathbf{X} and \mathbf{Y} are two gaussian vectors with the same mean vector and the same covariance matrix, then $\Phi_{\mathbf{X}}(\mathbf{t}) = \Phi_{\mathbf{Y}}(\mathbf{t})$ for all \mathbf{t} and then \mathbf{X} and \mathbf{Y} have the same law. We summarize this in a proposition.

Proposition 4.4 (*The covariance is enough*)

The distribution of a gaussian vector (X_1, \dots, X_d) is fully characterized by its mean vector μ and its covariance matrix C .

In particular, if for some i, j we have $\text{Cov}(X_i, X_j) = 0$ then X_i and X_j are independent.

Example: Let X, Y be independent $\mathcal{N}(0, 1)$. Let us use the proposition to show that $X + Y$ and $X - Y$ are independent.

First, $(X + Y, X - Y)$ is a gaussian vector: for all t_1, t_2 , $t_1(X + Y) + t_2(X - Y) = (t_1 + t_2)X + (t_1 - t_2)Y$ is indeed a gaussian random variable. Now it is enough to compute the covariance. Using bilinearity repeatedly we get:

$$\begin{aligned} \text{Cov}(X + Y, X - Y) &= \text{Cov}(X, X - Y) + \text{Cov}(Y, X - Y) \\ &= \text{Cov}(X, X) - \text{Cov}(X, Y) + \text{Cov}(Y, X) - \text{Cov}(Y, Y) \\ &= \text{Cov}(X, X) - \text{Cov}(Y, Y) \\ &= \text{Var}(X) - \text{Var}(Y) = 0. \end{aligned}$$

4.2 Transformations of gaussian vectors

A useful property is that if \mathbf{X} is a gaussian vector then so is its image by a linear transformation.

Proposition 4.5 (*Linear transformation of a gaussian vector*)

Let $\mathbf{X} \in \mathbb{R}^d$ be a gaussian vector with mean vector μ and covariance matrix C and let M be a $p \times d$ matrix. Then $M\mathbf{X} \in \mathbb{R}^p$ is a gaussian vector with mean $M\mu$ and covariance matrix $MC M'$.

Proof: First,

$$M\mathbf{X} = \begin{pmatrix} \sum_j M_{1,j} X_j \\ \sum_j M_{2,j} X_j \\ \vdots \\ \sum_j M_{p,j} X_j \end{pmatrix},$$

so each linear combination of the components of $M\mathbf{X}$ is in fact a linear combination of the components of \mathbf{X} and thus is gaussian. Therefore $M\mathbf{X}$ is a gaussian vector. It suffices to compute its mean and its covariance matrix. To do so we just have to apply Theorem 3.12. ■

▷ **How to simulate a gaussian vector?**

Consider the following example: how to simulate a gaussian vector $\begin{pmatrix} X \\ Y \end{pmatrix}$ with mean and covariance

$$\mu = \begin{pmatrix} 1 \\ 3 \end{pmatrix}, \quad C = \begin{pmatrix} 5 & -1 \\ -1 & 10 \end{pmatrix},$$

By linearity, it suffices to find $\begin{pmatrix} X' \\ Y' \end{pmatrix}$ with mean zero and covariance C , and put $\begin{pmatrix} X \\ Y \end{pmatrix} = \begin{pmatrix} 1 \\ 3 \end{pmatrix} + \begin{pmatrix} X' \\ Y' \end{pmatrix}$.

Now, consider Z_1, Z_2 two independent $\mathcal{N}(0, 1)$, i.e. $\begin{pmatrix} Z_1 \\ Z_2 \end{pmatrix}$ is a gaussian vector with mean zero and covariance matrix Id_2 . According to Proposition 4.5, if M is a 2×2 matrix then $M \times \begin{pmatrix} Z_1 \\ Z_2 \end{pmatrix}$ is a gaussian vector with mean zero and covariance matrix

$$M \text{Id}_2 M' = M M'.$$

Thus, to simulate $\begin{pmatrix} X \\ Y \end{pmatrix}$ it suffices to simulate two independent $\mathcal{N}(0, 1)$, find M such that $M M' = C$, and put

$$\begin{pmatrix} X \\ Y \end{pmatrix} = \begin{pmatrix} 1 \\ 3 \end{pmatrix} + M \times \begin{pmatrix} Z_1 \\ Z_2 \end{pmatrix}.$$

You can check that $M = \begin{pmatrix} -1 & 2 \\ 3 & 1 \end{pmatrix}$ is a solution of our problem:

$$\begin{pmatrix} -1 & 2 \\ 3 & 1 \end{pmatrix} \times \begin{pmatrix} -1 & 3 \\ 2 & 1 \end{pmatrix} = \begin{pmatrix} 5 & -1 \\ -1 & 10 \end{pmatrix}.$$

To conclude this chapter we will admit the following formula:

Proposition 4.6 (*Density of a gaussian vector*)

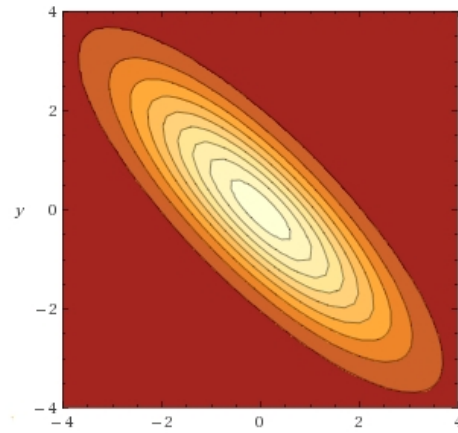
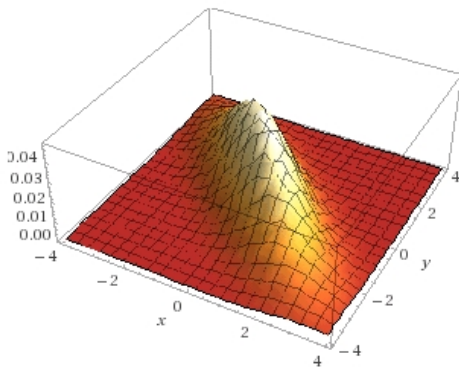
Let \mathbf{X} be a gaussian vector with mean vector μ and covariance matrix C .

If C is invertible (i.e. there exists C^{-1} such that $C^{-1} \times C = \text{Id}$, this implies $\det(C) \neq 0$) then \mathbf{X} has a density on \mathbb{R}^d : for all set A of \mathbb{R}^d ,

$$\mathbb{P}(\mathbf{X} \in A) = \iint \dots \int_A \frac{1}{\sqrt{(2\pi)^d \det(C)}} \exp\left(-\frac{1}{2}(\mathbf{x} - \mu)' C^{-1}(\mathbf{x} - \mu)\right) dx_1 dx_2 \dots dx_d,$$

where $\mathbf{x} = \begin{pmatrix} x_1 \\ \vdots \\ x_d \end{pmatrix}$.

- Remark :**
- When $d = 1$ the matrix C is just $(\text{Var}(X))$ and then $\det(C) = \text{Var}(X)$. We recover the density of the (one-dimensional) gaussian distribution.
 - When C is not invertible then one can prove that \mathbf{X} lies in a strict sub-space of \mathbb{R}^d (for which Lebesgue measure is zero) and then \mathbf{X} has no density.



The joint density of a centered gaussian vector with covariance matrix $\begin{pmatrix} 4 & -3 \\ -3 & 4 \end{pmatrix}$ (compare with page 24). We have $\mathbb{E}[XY] = -3$ and consistently one sees that with high probability X, Y are of opposite signs.

5 Conditioning

▷ Conditional probabilities

Recall that if A, B are events of (Ω, \mathbb{P}) such that $\mathbb{P}(B) > 0$, then we define

$$\mathbb{P}(A|B) = \frac{\mathbb{P}(A \cap B)}{\mathbb{P}(B)},$$

this is a prediction made on A , given that B occurs.

We consider now a different but related problem: what is the best prediction that can be made on X , given the value of another random variable Y . This should depend on Y , and therefore be a random variable.

5.1 Conditional expectation

Definition 5.1 (*Conditional expectation*)

- **(The discrete case)** Let (X, Y) be a pair of discrete random variables, set

$$p(x, y) = \mathbb{P}(X = x, Y = y), \quad p_Y(y) = \mathbb{P}(Y = y) = \sum_x p(x, y).$$

The conditional expectation of X given Y is defined by

$$\mathbb{E}[X|Y] = \frac{\sum_x x p(x, Y)}{p_Y(Y)}.$$

- **(The continuous case)** Let (X, Y) with joint density $f_{(X,Y)}(x, y)$, denote by $f_Y(y)$ the marginal density of Y . The conditional expectation of X given Y is defined by

$$\mathbb{E}[X|Y] = \frac{\int_x x f_{(X,Y)}(x, Y) dx}{f_Y(Y)}.$$

More generally, let ϕ be any function,

$$\mathbb{E}[\phi(X, Y)|Y] = \frac{\int_x \phi(x, Y) f_{(X,Y)}(x, Y) dx}{f_Y(Y)}.$$

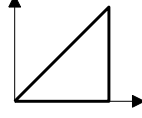
Note that in both cases, by construction $\mathbb{E}[X|Y]$ is a function of Y , and therefore is a random variable.

We also introduce a useful notation in the continuous case:

$$\mathbb{E}[X|Y = y] = \frac{\int x f_{(X,Y)}(x, y) dx}{f_Y(y)}.$$

Note that $\mathbb{E}[X|Y]$ is a random variable, while $\mathbb{E}[X|Y = y]$ is a simple function of y .

Example: Let (X, Y) be uniform in the unit triangle of area $1/2$, i.e. (X, Y) has density $f_{(X,Y)}(x, y) = 2 \times \mathbb{1}_{0 \leq y \leq x \leq 1}$. Then



$$f_Y(y) = \int_x 2\mathbb{1}_{0 \leq y \leq x \leq 1} dx = \int_{x=y}^1 2dx = 2(1-y).$$

Let us apply the proposition to compute $\mathbb{E}[X|Y]$. First,

$$\int_x x f(x, Y) dx = \int_x 2x \mathbb{1}_{0 \leq Y \leq x \leq 1} dx = 2 \int_{x=Y}^1 x dx = 2 \left[x^2/2 \right]_{x=Y}^{x=1} = 1 - Y^2.$$

Then the formula reads

$$\mathbb{E}[X|Y] = \frac{\int_x x f_{(X,Y)}(x, Y) dx}{f_Y(Y)} = \frac{1 - Y^2}{2(1 - Y)} = \frac{1 + Y}{2}.$$

We see that $\mathbb{E}[X|Y]$ is a function of Y . Besides, $\mathbb{E}[X|Y = y] = (1 + y)/2$.

Proposition 5.2 (*Properties of conditional expectations*)

Let X, X', Y be random variables. In either discrete or continuous case:

(i) **(Linearity)** $\mathbb{E}[aX + X'|Y] = a\mathbb{E}[X|Y] + \mathbb{E}[X'|Y]$ for all constant a .

(ii) **(Averaging)**

$$\mathbb{E}[X] = \mathbb{E}[\mathbb{E}[X|Y]] = \int_y \mathbb{E}[X|Y = y] f_Y(y) dy.$$

(iii) **(‘Taking out what is known’)**

For any function g , we have $\mathbb{E}[g(Y)X|Y] = g(Y)\mathbb{E}[X|Y]$.

In particular, $\mathbb{E}[g(Y)|Y] = g(Y)$.

(iv) **(Independence)** If X is independent of Y then $\mathbb{E}[X|Y] = \mathbb{E}[X]$.

Let us briefly justify these properties, at least in the continuous case (we skip the proof of (i), which is intuitive but not obvious in the settings of this course):

(ii) is obtained as follows. By definition of $\mathbb{E}[X|Y]$,

$$\begin{aligned} \mathbb{E}[\mathbb{E}[X|Y]] &= \mathbb{E} \left[\frac{\int_x x f(x, Y) dx}{f_Y(Y)} \right] \\ &= \int_y \left(\frac{\int_x x f(x, y) dx}{f_Y(y)} \right) f_Y(y) dy \quad (\text{note that this is equal to } \int_y \mathbb{E}[X|Y = y] f_Y(y) dy.) \\ &= \int_y \left(\frac{\int_x x f(x, y) dx}{\cancel{f_Y(y)}} \right) \cancel{f_Y(y)} dy \\ &= \int_y \int_x x f(x, y) dx dy = \mathbb{E}[X]. \end{aligned}$$

(iii) is also easy:

$$\begin{aligned}\mathbb{E}[Xg(Y)|Y] &= \frac{\int_x xg(Y)f(x, Y)dx}{f_Y(Y)} \\ &= g(Y) \frac{\int_x xf(x, Y)dx}{f_Y(Y)} \\ &= g(Y)\mathbb{E}[X|Y].\end{aligned}$$

(iv) is intuitive: Y doesn't bring information about X .

$$\begin{aligned}\mathbb{E}[X|Y] &= \frac{\int_x xf(x, Y)dx}{f_Y(Y)} \\ &= \frac{\int_x xf_X(x)f_Y(Y)dx}{f_Y(Y)} && \text{(by independence of } X, Y\text{)} \\ &= \frac{\int_x xf_X(x)\cancel{f_Y(Y)}dx}{\cancel{f_Y(Y)}} \\ &= \mathbb{E}[X].\end{aligned}$$

Example: We briefly give an example that shows how we can use $\mathbb{E}[Y|X]$ in order to evaluate $\mathbb{E}[Y]$.

Pick X uniformly in $[0, 1]$, and then pick Y uniformly in $[0, X]$. How to compute $\mathbb{E}[Y]$? Thanks to item (ii) (Averaging) in Proposition 5.2 we have:

$$\begin{aligned}\mathbb{E}[Y] &= \mathbb{E}[\mathbb{E}[Y|X]] \\ &= \mathbb{E}[X/2] && (Y \text{ is uniform in } [0, X]) \\ &= \int_{x=0}^1 \frac{1}{2}x dx = [x^2/2]_{x=0}^{x=1} = 1/4.\end{aligned}$$

▷ Conditional expectation and gaussian vector

Recall that for a gaussian vector $\begin{pmatrix} X \\ Y \end{pmatrix}$, then X, Y are independent if and only if $\text{cov}(X, Y) = 0$. This is very useful to compute conditional expectation.

Example: Let $\begin{pmatrix} X \\ Y \end{pmatrix}$ be a gaussian vector with mean $\begin{pmatrix} 3 \\ 2 \end{pmatrix}$ and covariance matrix $\begin{pmatrix} 3 & 1 \\ 1 & 2 \end{pmatrix}$. We want to compute $\mathbb{E}[X|Y]$.

1st step. Let us find a constant a such that $X - aY, Y$ are independent. Since $\begin{pmatrix} X - aY \\ Y \end{pmatrix}$ is also a gaussian vector (recall Proposition 4.5) then it suffices to compute the covariance:

$$\text{Cov}(Y, X - aY) = \text{Cov}(Y, X) - a\text{Cov}(Y, Y) = 1 - 2a.$$

Therefore, for $a = 1/2$, we get that $X - Y/2$ is independent from Y .

2nd step. We write

$$\begin{aligned}\mathbb{E}[X|Y] = \mathbb{E}[X - Y/2 + Y/2|Y] &= \mathbb{E}[Y/2|Y] && + \mathbb{E}[X - Y/2|Y] \\ &= Y/2 && + \mathbb{E}[X - Y/2] \\ &&& \text{('taking out what is known')} && \text{(independence)}\end{aligned}$$

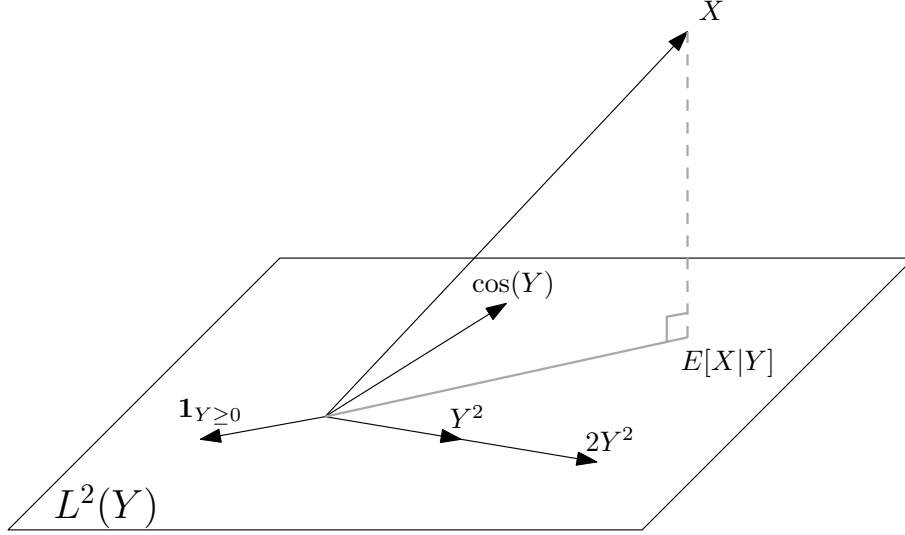
Finally, $\mathbb{E}[X - Y/2] = \mathbb{E}[X] - \mathbb{E}[Y]/2 = 3 - 2/2 = 2$ We get $\mathbb{E}[X|Y] = Y/2 + 2$.

▷ Conditional expectation as the best predictor

Let $X, Y \in L^2$. It turns out that in this case $\mathbb{E}[X|Y]$ can be built as the orthogonal projection of X onto the vector space

$$L^2(Y) = \{ \text{random variables of the form } g(Y) \text{ such that } \mathbb{E}[g(Y)^2] < +\infty \}.$$

As we saw in Section 2.5, the orthogonal projection can be seen as the solution of a minimizing problem. This gives the following interpretation of $\mathbb{E}[X|Y]$.



Theorem 5.3 (Conditional expectation as the best predictor)

Let $X, Y \in L^2$. The conditional expectation $\mathbb{E}[X|Y]$ is the best predictor of X among all possible predictors which are functions of Y :

$$\mathbb{E} \left[(X - \mathbb{E}[X|Y])^2 \right] \leq \mathbb{E} \left[(X - g(Y))^2 \right]$$

for every $g(Y) \in L^2$.

5.2 Conditional distributions

Definition/Theorem 5.4

Let (X, Y) have joint density $f_{(X,Y)}(x, y)$, denote by $f_Y(y)$ the marginal density of Y . For $y \in \mathbb{R}$, the conditional density of X given⁽ⁱⁱ⁾ $Y = y$ is the function

$$f_{X|Y=y}(x) = \frac{f_{(X,Y)}(x, y)}{f_Y(y)}$$

(we set $f_{X|Y=y}(x) = 0$ if $f_Y(y) = 0$). For each fixed y , $x \mapsto f_{X|Y=y}(x)$ is a probability density.

Remark : • It is easy to check that $f_{X|Y=y}$ is a density:

$$\int_x f_{X|Y=y}(x)dx = \int_x \frac{f_{(X,Y)}(x,y)}{f_Y(y)}dx = \frac{1}{f_Y(y)} \int_x f_{(X,Y)}(x,y)dx = \frac{1}{f_Y(y)} f_Y(y) = 1.$$

• An important case is when X, Y are independent:

$$f_{X|Y=y}(x) = \frac{f_{(X,Y)}(x,y)}{f_Y(y)} \stackrel{\text{(by indep.)}}{=} \frac{f_X(x)f_Y(y)}{f_Y(y)} = f_X(x),$$

as expected.

Example : We resume example of page 39: X is uniform in $[0, 1]$, and Y uniform in $[0, X]$. This means

$$f_X(x) = \mathbb{1}_{0 \leq x \leq 1}$$

$$f_{Y|X=x}(y) = \frac{1}{x} \mathbb{1}_{0 \leq y \leq x}.$$

The formula given in Definition/Theorem 5.4 gives us the joint distribution of (X, Y) :

$$f_{(X,Y)}(x,y) = f_X(x)f_{Y|X=x}(y) = \mathbb{1}_{0 \leq x \leq 1} \times \frac{1}{x} \mathbb{1}_{0 \leq y \leq x} = \frac{1}{x} \mathbb{1}_{0 \leq y \leq x \leq 1}.$$

Then we can find the density of Y :

$$f_Y(y) = \int_{x=0}^1 \frac{1}{x} \mathbb{1}_{0 \leq y \leq x} dx = \int_{x=y}^1 \frac{1}{x} dx = [\log(x)]_{x=y}^{x=1} = -\log(y).$$

▷ Bayes's formula

Recall the Bayes formula for events:

$$\mathbb{P}(A|B) = \frac{\mathbb{P}(A \cap B)}{\mathbb{P}(B)} = \frac{\mathbb{P}(B|A)\mathbb{P}(A)}{\mathbb{P}(B)}.$$

There a similar formula for densities:

Proposition 5.5 (*Bayes's Formula for conditional densities*)

We have

$$f_{X|Y=y} = \frac{f_{Y|X=x}f_X(x)}{f_Y(y)}.$$

Proof :

$$\begin{aligned} \frac{f_{Y|X=x}f_X(x)}{f_Y(y)} &= \frac{f(x,y)f_X(x)}{f_X(x)f_Y(y)} \\ &= \frac{f(x,y)\cancel{f_X(x)}}{\cancel{f_X(x)}f_Y(y)} \\ &= f_{X|Y=y}. \end{aligned}$$

■

6 Convergences of random variables

6.1 \neq kinds of convergences of random variables

Let $(X_n)_{n \geq 1}$ be a sequence of random variables defined on the same probability space (Ω, \mathbb{P}) and let X be another random variable defined on Ω .

Definition 6.1

- The sequence $(X_n)_{n \geq 1}$ converges to X in probability if for all real number $\varepsilon > 0$

$$\mathbb{P}(|X_n - X| > \varepsilon) \xrightarrow{n \rightarrow +\infty} 0.$$

One writes $(X_n) \xrightarrow{\text{prob.}} X$.

- The sequence $(X_n)_{n \geq 1}$ converges to X in L^p if each X_n belongs to L^p , as well as X and if

$$\mathbb{E}[|X_n - X|^p] \xrightarrow{n \rightarrow +\infty} 0$$

(of course it is equivalent to $\|X_n - X\|_p \rightarrow 0$). One writes $(X_n) \xrightarrow{L^p} X$, and one also says that (X_n) converges to X in p -th mean.

- The sequence $(X_n)_{n \geq 1}$ converges to X almost surely if

$$\mathbb{P}\left(X_n \xrightarrow{n \rightarrow +\infty} X\right) = \mathbb{P}\left(\omega \text{ such that } X_n(\omega) \xrightarrow{n \rightarrow +\infty} X(\omega)\right) = 1.$$

One writes $(X_n) \xrightarrow{\text{a.s.}} X$.

For statistical applications, convergences in probability and in L^p are the most useful, so we will focus on them in the sequel.

Here is an example that shows that these kinds of convergence are NOT equivalent:

Example : $\left(\xrightarrow{\text{prob.}} \neq \xrightarrow{L^p}\right)$ Take a sequence of independent random variables X_1, X_2, \dots such that

$$X_n = \begin{cases} \sqrt{n} & \text{with probability } \frac{1}{n}, \\ 0 & \text{with probability } 1 - \frac{1}{n}. \end{cases}$$

When n goes large, X_n is more and more likely to be zero, so we expect $(X_n)_{n \geq 1}$ to converge (at least in some sense) to zero.

Let us first check that $(X_n) \xrightarrow{\text{prob.}} 0$: fix a small $\varepsilon > 0$, we have

$$\mathbb{P}(|X_n - 0| > \varepsilon) = \mathbb{P}(X_n = \sqrt{n}) = 1/n \xrightarrow{n \rightarrow +\infty} 0.$$

This proves that $(X_n) \xrightarrow{\text{prob.}} 0$.

Let us now consider the convergence to 0 in L^p .

$$\mathbb{E}[|X_n - 0|^p] = \mathbb{E}[(X_n)^p] = 0 \times \left(1 - \frac{1}{n}\right) + (\sqrt{n})^p \times \frac{1}{n} = n^{p/2-1}.$$

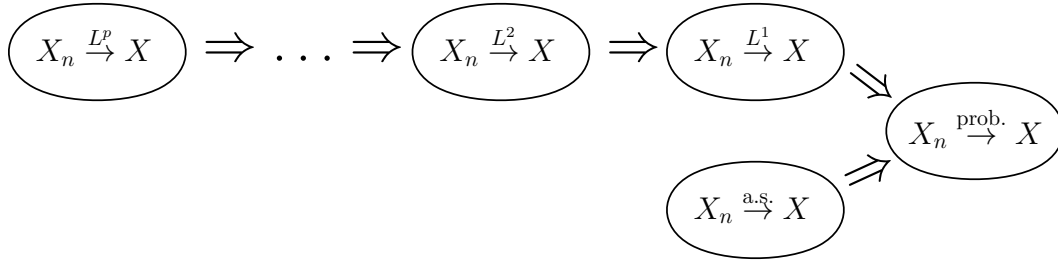
This goes to zero for $p < 2$: $(X_n) \xrightarrow{L^p} X$ for all $1 \leq p < 2$.

Convergence in probability is in fact the "weakest" of all:

Proposition 6.2

- If $(X_n) \xrightarrow{L^p} X$, then $(X_n) \xrightarrow{\text{prob.}} X$.
- If $(X_n) \xrightarrow{\text{a.s.}} X$, then $(X_n) \xrightarrow{\text{prob.}} X$.
- if $(X_n) \xrightarrow{L^q} X$ for some q , then $(X_n) \xrightarrow{L^p} X$ for every $p < q$.

In short:



Proof of $(\xrightarrow{L^p} \Rightarrow \xrightarrow{\text{prob.}})$: Assume that $(X_n) \xrightarrow{L^p} X$ and fix $\varepsilon > 0$,

$$\begin{aligned} \mathbb{P}(|X_n - X| > \varepsilon) &= \mathbb{P}(|X_n - X|^p > \varepsilon^p), & \text{(this is the same event)} \\ &\leq \frac{\mathbb{E}[|X_n - X|^p]}{\varepsilon^p}, & \text{(by Markov's inequality)} \end{aligned}$$

which goes to zero by assumption (ε is fixed and $n \rightarrow +\infty$). ■

Proof of $(\xrightarrow{\text{a.s.}} \Rightarrow \xrightarrow{\text{prob.}})$: This part is admitted. ■

Proof of $(\xrightarrow{L^q} \Rightarrow \xrightarrow{L^p})$: Recall (see page 14) that for $p < q$:

$$\|X_n - X\|_p \leq \underbrace{\|X_n - X\|_q}_{\rightarrow 0}.$$

If the right-hand side goes to zero, then so does the left-hand side. ■

The following proposition is sometimes useful:

Proposition 6.3 (Convergence preservation)

Let $(X_n), (Y_n)$ be sequences of random variables on the same sample space Ω .

- Let $g : \mathbb{R} \rightarrow \mathbb{R}$ be a continuous function. If $X_n \xrightarrow{\text{prob.}} X$ then $g(X_n) \xrightarrow{\text{prob.}} g(X)$.
- If $X_n \xrightarrow{\text{prob.}} X$, $Y_n \xrightarrow{\text{prob.}} Y$ then $X_n + Y_n \xrightarrow{\text{prob.}} X + Y$ and $X_n Y_n \xrightarrow{\text{prob.}} XY$.

6.2 Law(s) of Large Numbers

Basically, the *Law of Large Numbers* (LLN) says that the average of i.i.d. random variables X_1, X_2, \dots, X_n gets closer and closer to $\mathbb{E}[X]$. We need a precise statement.

Theorem 6.4 (*The weak Law of Large Numbers*)

Let X_1, X_2, \dots be a sequence of i.i.d. integrable random variables with expectation $\mu = \mathbb{E}[X_1]$ and such that $\text{Var}(X_1) < +\infty$,

$$\frac{X_1 + X_2 + \dots + X_n}{n} \xrightarrow[n]{\text{p.p.}} \mu,$$

where the convergence holds in L^2 , and thus also in probability.

The "weak" refers to the fact that the convergence only holds in L^2 and in probability, we will see just below a "strong" LLN.

Proof: Set $S_n = X_1 + X_2 + \dots + X_n$ and recall that $\mathbb{E}[S_n/n] = \frac{\mathbb{E}[X_1] + \dots + \mathbb{E}[X_n]}{n} = \frac{n\mu}{n} = \mu$. We have to prove that the following goes to zero:

$$\begin{aligned} \mathbb{E} \left[\left(\frac{S_n}{n} - \mu \right)^2 \right] &= \mathbb{E} \left[\left(\frac{S_n}{n} - \mathbb{E} \left[\frac{S_n}{n} \right] \right)^2 \right] \\ &= \text{Var} \left(\frac{S_n}{n} \right) = \frac{1}{n^2} \text{Var}(S_n) && \text{(recall formula (§) page 13)} \\ &= \frac{1}{n^2} (\text{Var}(X_1) + \text{Var}(X_2) + \dots + \text{Var}(X_n)) && \text{(by independence)} \\ &= \frac{1}{n^2} n \text{Var}(X_1) = \frac{1}{n} \text{Var}(X_1) \rightarrow 0, \end{aligned}$$

and the L^2 convergence is proved. ■

Example: We toss a fair coin infinitely many times, and denote by H_n the number of *Heads* seen in the first n tosses. Then

$$\mathbb{P}(0.49n \leq H_n \leq 0.51n) = \mathbb{P}(|\frac{H_n}{n} - 0.5| \leq 0.01) \rightarrow 1,$$

applying convergence in probability in the weak LLN with $\varepsilon = 0.01$.

Theorem 6.5 (*The strong Law of Large Numbers*)

Let X_1, X_2, \dots be a sequence of i.i.d. integrable random variables with expectation μ ,

$$\frac{X_1 + X_2 + \dots + X_n}{n} \xrightarrow[n]{\text{a.s.}} \mu.$$

In fact, the strong LLN is a much deeper result than the weak one (and with less assumptions since X_n 's do not need to have a finite variance.) and we omit the proof.

Remark : Let us turn back to the example of coin tosses. The strong LLN shows that the frequency $\frac{H_n}{n}$ of Heads converges to $1/2$, almost surely. Here you may see the meaning of "almost surely": $\Omega = \{H, T\}^{\mathbb{N}}$, and there are $\omega \in \Omega$ such that $\frac{H_n(\omega)}{n}$ does not go to $1/2$, for instance

$$\omega = (H, H, H, H, H, \dots),$$

for which $\frac{H_n(\omega)}{n} = 1$. The strong LLN shows that such ω 's form a set of measure zero.

7 Convergences of distributions

We now discuss a very different kind of convergence: convergence of distributions of random variables instead of convergence of random variables themselves. Let X_1, X_2, \dots be random variables (unlike in the previous section, they may be defined in different probability spaces).

Definition 7.1

One says that $(X_n)_{n \geq 1}$ converges in distribution (or in law) to X if for every bounded and continuous function ϕ we have

$$\lim_{n \rightarrow +\infty} \mathbb{E}[\phi(X_n)] = \mathbb{E}[\phi(X)].$$

One writes $(X_n) \xrightarrow{(d)} X$ or $(X_n) \xrightarrow{(law)} X$.

A few words about notations: This kind of convergence is very different in that it regards laws rather than random variables. To see why, observe that if X_1, X_2, \dots are identically distributed, then for all n , X_n has the same law as X_1 and as X_2 , so that

$$(X_n) \xrightarrow{(d)} X_1 \text{ but also } (X_n) \xrightarrow{(d)} X_2,$$

and you see that the limit is not unique. In fact, it would be more appropriate to write that the law of X_n converges to the law of X : you will sometimes find the notation

$$\mathbb{P}_{X_n} \xrightarrow{(d)} \mathbb{P}_X;$$

and now the limit is unique.

One also says that \mathbb{P}_{X_n} converges weakly to \mathbb{P}_X .

Convergence in distribution is in fact the "weakest" of all kinds of convergence:

Proposition 7.2

Let X and $(X_n)_{n \geq 1}$ be random variables defined on the same probability space. If $(X_n) \xrightarrow{prob.} X$ then $(X_n) \xrightarrow{(d)} X$.

Proof: (You may skip the proof).

Take a continuous function ϕ bounded by some $A > 0$. For a sake of simplicity, we will assume furthermore that ϕ is not only bounded and continuous but also Lipschitz: there exists $c > 0$ such that for all $x, y \in \mathbb{R}$

$$|\phi(x) - \phi(y)| \leq c|x - y|.$$

Fix $\varepsilon > 0$ and write

$$\begin{aligned}
|\mathbb{E}[\phi(X_n)] - \mathbb{E}[\phi(X)]| &\leq \mathbb{E}[|\phi(X_n) - \phi(X)|] \\
&= \mathbb{E}\left[\underbrace{|\phi(X_n) - \phi(X)|}_{\leq c|X_n - X| \text{ since } \phi \text{ is Lip.}} \mathbf{1}_{|X_n - X| \leq \varepsilon}\right] + \mathbb{E}\left[\underbrace{|\phi(X_n) - \phi(X)|}_{\leq |\phi(X_n)| + |\phi(X)| \leq 2A} \mathbf{1}_{|X_n - X| > \varepsilon}\right] \\
&\leq \mathbb{E}[c|X_n - X| \mathbf{1}_{|X_n - X| \leq \varepsilon}] + \mathbb{E}[2A \mathbf{1}_{|X_n - X| > \varepsilon}] \\
&\leq \mathbb{E}[c\varepsilon \mathbf{1}_{|X_n - X| \leq \varepsilon}] + 2A \mathbb{P}(|X_n - X| > \varepsilon), \\
&\leq c\varepsilon + 2A \mathbb{P}(|X_n - X| > \varepsilon),
\end{aligned}$$

and the last probability goes to zero by assumption. This proves that

$$\lim_{n \rightarrow +\infty} |\mathbb{E}[\phi(X_n)] - \mathbb{E}[\phi(X)]| \leq c\varepsilon$$

for any $\varepsilon > 0$, so the limit is zero. ■

In practice, we often do not compute $\mathbb{E}[\phi(X_n)]$, but rather use one of the two following criteria:

Theorem 7.3

The three following conditions are equivalent:

1. $(X_n) \xrightarrow{(d)} X$,
2. $F_{X_n}(t) \rightarrow F_X(t)$ for every real t such that F_X is continuous at t ,
3. $\Phi_{X_n}(t) \rightarrow \Phi_X(t)$ for every real t .

We use items 2. or 3. in the Theorem according to how much it is easy to compute $F_{X_n}(t)$ or $\Phi_{X_n}(t)$.

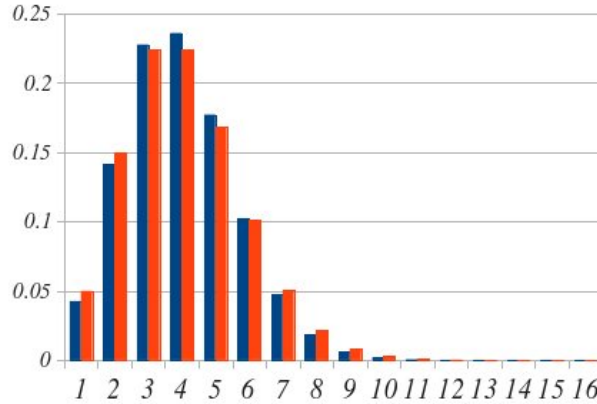
As an application, let us prove the *Law of rare events*: a sum of independent Bernoulli random variables with a small parameter is approximately distributed as a Poisson random variable.

Proposition 7.4 (The Law of rare events)

Let $\lambda > 0$ be fixed. When $n \rightarrow +\infty$

$$\text{Binom}(n, \lambda/n) \xrightarrow{(d)} \text{Poisson}(\lambda).$$

This proposition partly explains why the Poisson distribution is so interesting for modeling.



Probabilities of the number of successes in 30 Bernoulli trials with 10% success are well approximated by the Poisson(3) (left: Binom(30, 3/30), right: Poisson(3)).

Proof of Proposition 7.4: Let $B_n \stackrel{(d)}{=} \text{Binom}(n, \lambda/n)$, we use characteristic functions.

$$\begin{aligned}
\mathbb{E}[\exp(itB_n)] &= \sum_{k=0}^n e^{itk} \mathbb{P}(B_n = k) = \sum_{k=0}^n e^{itk} \binom{n}{k} \left(\frac{\lambda}{n}\right)^k \left(1 - \frac{\lambda}{n}\right)^{n-k} \\
&= \sum_{k=0}^n \binom{n}{k} \left(e^{it\frac{\lambda}{n}}\right)^k \left(1 - \frac{\lambda}{n}\right)^{n-k} \\
&= \left(1 - \frac{\lambda}{n} + e^{it\frac{\lambda}{n}}\right)^n \quad (\text{by the binomial identity}).
\end{aligned}$$

Now, for each t

$$\mathbb{E}[\exp(itB_n)] = \left(1 + \frac{\lambda e^{it} - \lambda}{n}\right)^n \rightarrow \exp(\lambda e^{it} - \lambda),$$

where we used $(1 + u/n)^n \rightarrow \exp(u)$, which is true for real and also (but this is not so easy to prove) for complex numbers. Now it remains to prove that $\exp(\lambda e^{it} - \lambda)$ is the CF of a r.v. X having the Poisson distribution with parameter λ :

$$\mathbb{E}[\exp(itX)] = \sum_{k \geq 0} e^{itk} e^{-\lambda} \frac{\lambda^k}{k!} = \sum_{k \geq 0} e^{-\lambda} \frac{(e^{it}\lambda)^k}{k!} = \exp(\lambda e^{it} - \lambda).$$

■

▷ Convergence preservation

Here are two useful properties regarding convergence in distribution.

Proposition 7.5 (Convergence of a function of X_n)

Let (X_n) be a sequence of random variables, and let $g : \mathbb{R} \rightarrow \mathbb{R}$ be a continuous function. If $X_n \xrightarrow{(d)} X$ then $g(X_n) \xrightarrow{(d)} g(X)$.

Proposition 7.6 (Slutsky's Lemma)

Let $(X_n), (Y_n)$ be sequences of random variables, and let $c \in \mathbb{R}$ be a constant. Assume

that $X_n \xrightarrow{(d)} X$, $Y_n \xrightarrow{prob.} c$, then

$$(X_n, Y_n) \xrightarrow{(d)} (X, c).$$

In particular, this implies

$$(X_n Y_n) \xrightarrow{(d)} Xc, \quad (X_n + Y_n) \xrightarrow{(d)} X + c, \quad \left(\frac{X_n}{Y_n}\right) \xrightarrow{(d)} X/c.$$

7.1 The Central Limit Theorem

Let X_1, X_2, \dots be i.i.d. random variables with zero mean and finite variance σ^2 . What can we say about $S_n = X_1 + X_2 + \dots + X_n$ when n is large?

We know that $\frac{S_n}{n}$ goes to zero almost surely, but we still don't know if S_n is of order $\sqrt{n}, \sqrt[3]{n}, \log(n), \dots$

We can make an educated guess. Let $\alpha > 0$ and let us compute

$$\mathbb{E} \left[\left(\frac{S_n}{n^\alpha} \right)^2 \right] = \frac{1}{n^{2\alpha}} \mathbb{E}[(S_n)^2] = \frac{1}{n^{2\alpha}} \text{Var}(S_n) = \frac{1}{n^{2\alpha}} n \text{Var}(X_1) = \frac{\sigma^2}{n^{2\alpha-1}} \xrightarrow{n \rightarrow +\infty} \begin{cases} +\infty & \text{if } 2\alpha - 1 < 0 \\ 1 & \text{if } 2\alpha - 1 = 0 \\ 0 & \text{if } 2\alpha - 1 > 0 \end{cases}.$$

Then something interesting seems to happen for $2\alpha - 1 = 0$, *i.e.* $\alpha = 1/2$, that is for the sequence S_n/\sqrt{n} .

Theorem 7.7 (*The Central Limit Theorem*)

Let $(X_n)_{n \geq 1}$ be i.i.d. random variables with finite variance. Set $\mu = \mathbb{E}[X_1]$ and $\sigma^2 = \text{Var}(X_1)$,

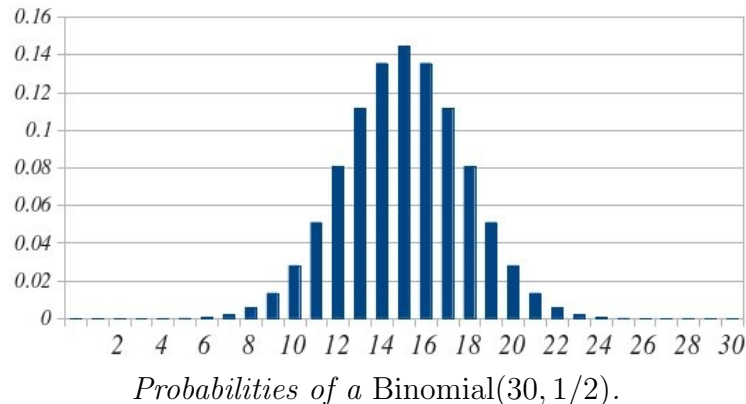
$$\frac{S_n - n\mu}{\sigma\sqrt{n}} \xrightarrow{(d)} \mathcal{N}(0, 1),$$

where $S_n = X_1 + X_2 + \dots + X_n$.

One can (loosely) interpret the Theorem as

$$S_n \approx n\mu + \sigma\sqrt{n}Z,$$

where $Z \stackrel{(d)}{=} \mathcal{N}(0, 1)$: the CLT says that S_n has *gaussian fluctuations* around its mean $n\mu$.



Proof of the Central Limit Theorem: For simplicity, we make the proof in the particular case where

$$\mathbb{P}(X_n = 1) = \mathbb{P}(X_n = -1) = 1/2,$$

we have $\mu = 0$, $\sigma^2 = 1$. The proof with an arbitrary distribution for the X_n 's is very similar. We will prove that for all t

$$\Phi_{S_n/\sqrt{n}}(t) \rightarrow \exp(-t^2/2),$$

since $\exp(-t^2/2)$ is the characteristic function of a $\mathcal{N}(0, 1)$.

$$\begin{aligned} \Phi_{S_n/\sqrt{n}}(t) &= \mathbb{E} \left[e^{itS_n/\sqrt{n}} \right] = \mathbb{E} \left[e^{it \frac{(X_1 + \dots + X_n)}{\sqrt{n}}} \right] \\ &= \mathbb{E} \left[e^{it \frac{X_1}{\sqrt{n}}} \times \dots \times e^{it \frac{X_n}{\sqrt{n}}} \right] \\ &= \mathbb{E} \left[e^{it \frac{X_1}{\sqrt{n}}} \right]^n \quad (\text{by independence}). \end{aligned}$$

Now,

$$\mathbb{E} \left[e^{it \frac{X_1}{\sqrt{n}}} \right] = \mathbb{P}(X_1 = +1) \times e^{it \frac{+1}{\sqrt{n}}} + \mathbb{P}(X_1 = -1) \times e^{it \frac{-1}{\sqrt{n}}} = \frac{e^{it/\sqrt{n}} + e^{-it/\sqrt{n}}}{2},$$

and recall that $e^{it} = \cos(t) + i \sin(t)$, so that $\frac{e^{it} + e^{-it}}{2} = \cos(t)$. Thus

$$\mathbb{E} \left[e^{it \frac{X_1}{\sqrt{n}}} \right] = \cos \left(\frac{t}{\sqrt{n}} \right) = 1 - \frac{t^2}{2n} + o(1/n)$$

(recall $\cos(u) = 1 - u^2/2 + o(u^2)$). Finally,

$$\begin{aligned} \Phi_{S_n/\sqrt{n}}(t) &= \left(1 - \frac{t^2}{2n} + o(1/n) \right)^n \\ &= \exp \left(n \log \left(1 - \frac{t^2}{2n} + o(1/n) \right) \right) \\ &= \exp \left(n \left(-\frac{t^2}{2n} + o(1/n) \right) \right) \quad (\text{since } \log(1+u) = u + o(u)) \\ &\xrightarrow{n \rightarrow +\infty} \exp(-t^2/2) = \Phi_Z(t). \end{aligned}$$

■

7.2 Confidence intervals

▷ Asymptotic confidence interval given by the CLT

Let us flip n times an unfair coin that turns Heads with probability p . Let H_n be the number of Heads in the first n tosses, $H_n \stackrel{(d)}{=} \text{Binom}(n, p)$ and we can write

$$H_n = X_1 + \dots + X_n,$$

where X_k 's are i.i.d. with $\mathbb{P}(X_k = 1) = p$, $\mathbb{P}(X_k = 0) = 1 - p$. Do check that $\mathbb{E}[X_k] = p$, $\text{Var}(X_k) = p(1 - p)$. Then the CLT says that

$$\frac{H_n - np}{\sqrt{p(1-p)}\sqrt{n}} \xrightarrow{(d)} Z,$$

where $Z \stackrel{(d)}{=} \mathcal{N}(0, 1)$. Item (ii) in Theorem 7.3 says then that, for any reals a, b ,

$$\mathbb{P}\left(a \leq \frac{H_n - np}{\sqrt{p(1-p)}\sqrt{n}} \leq b\right) \xrightarrow{n \rightarrow \infty} \mathbb{P}(a \leq Z \leq b),$$

since $F_Z(t)$ is continuous for every t . Take for instance a such that $\mathbb{P}(-a \leq Z \leq a) = 95\%$ (with a computer one finds $a \approx 1.96$), this formula rewrites

$$\mathbb{P}\left(\frac{H_n}{n} \in \left[p \pm 1.96 \frac{\sqrt{p(1-p)}}{\sqrt{n}}\right]\right) = \mathbb{P}\left(-1.96 \leq \frac{H_n - np}{\sqrt{p(1-p)}\sqrt{n}} \leq 1.96\right) \xrightarrow{n \rightarrow \infty} 95\%.$$

Observe now that for $0 < p < 1$, one has $p(1-p) \leq 1/4$, so that $1.96\sqrt{p(1-p)} \leq 1.96/2 < 1$. Then

$$\begin{aligned} \left[p \pm \frac{1}{\sqrt{n}}\right] &\supset \left[p \pm 1.96 \frac{\sqrt{p(1-p)}}{\sqrt{n}}\right], \text{ and thus} \\ \mathbb{P}\left(\frac{H_n}{n} \in \left[p \pm \frac{1}{\sqrt{n}}\right]\right) &\geq \mathbb{P}\left(\frac{H_n}{n} \in \left[p \pm 1.96 \frac{\sqrt{p(1-p)}}{\sqrt{n}}\right]\right) \xrightarrow{n \rightarrow \infty} 95\%. \end{aligned}$$

\Rightarrow With more than 95% chance, the frequency of Heads after n flips is close to p within $\frac{1}{\sqrt{n}}$.

Let us now reverse the question: imagine that p is unknown, this tells us that H_n/n is a good estimation of p . Obviously we have

$$\frac{H_n}{n} \in \left[p \pm \frac{1}{\sqrt{n}}\right] \Leftrightarrow \left|\frac{H_n}{n} - p\right| \leq \frac{1}{\sqrt{n}} \Leftrightarrow p \in \left[\frac{H_n}{n} \pm \frac{1}{\sqrt{n}}\right].$$

One says that $\left[\frac{H_n}{n} \pm \frac{1}{\sqrt{n}}\right]$ is a 95% *confidence interval* for p .

Definition/Theorem 7.8 (*Asymptotic confidence interval for the Binomial*)

Let $H_n \stackrel{(d)}{=} \text{Binom}(n, p)$. The interval $\left[\frac{H_n}{n} \pm \frac{1}{\sqrt{n}}\right]$ is a confidence interval for p with asymptotic confidence larger than 95%:

$$\lim_{n \rightarrow \infty} \mathbb{P}\left(\left[\frac{H_n}{n} \pm \frac{1}{\sqrt{n}}\right] \ni p\right) \geq 0.95.$$

Note that in the proposition the interval depends on H_n/n and therefore is random.

▷ **Exact confidence interval: using Hoeffding's inequality**

Since X_1, \dots, X_n are i.i.d. and bounded by $0 \leq X_1 \leq 1$ then for every real $A > 0$, Hoeffding's inequality (see later p. 53) says that

$$\mathbb{P}(|H_n - np| \geq A) \leq 2 \exp\left(-\frac{2A^2}{n(1-0)^2}\right) = 2 \exp(-2A^2/n).$$

Therefore we obtain

$$\begin{aligned} \mathbb{P}\left(\frac{H_n}{n} \notin \left[p \pm \frac{a}{\sqrt{n}}\right]\right) &= \mathbb{P}\left(|H_n - np| \geq n \frac{a}{\sqrt{n}}\right) \\ &\leq 2 \exp(-2(\sqrt{n}a)^2/n) = 2 \exp(-2a^2), \end{aligned}$$

where we used Hoeffding's inequality with $A = \sqrt{n}a$. Now, take a such that $2 \exp(-2a^2) = 0.05$, i.e. $a \approx 1.3581 \dots$ one obtains the following result:

Definition/Theorem 7.9 (*Exact confidence interval for the Binomial*)

Let $H_n \stackrel{(d)}{=} \text{Binom}(n, p)$. The interval $\left[\frac{H_n}{n} \pm \frac{1.3581}{\sqrt{n}}\right]$ is an exact confidence interval for p with confidence larger than 95%:

$$\forall n \geq 1, \quad \mathbb{P}\left(\left[\frac{H_n}{n} \pm \frac{1.3581}{\sqrt{n}}\right] \ni p\right) \geq 0.95.$$

It seems at first sight that the result is weaker than Theorem 7.8 (since the interval is larger) but it is valid for every n .

8 Bonus: More on random variables

8.1 Concentration inequalities

Here is the context: let X_1, \dots, X_n be i.i.d. random variables with expectation $\mu = \mathbb{E}[X_1]$ and variance σ^2 . We expect that, loosely speaking,

$$X_1 + \dots + X_n \approx n\mu.$$

To be more precise, we can use Chebyshev's inequality. Set $S_n = X_1 + \dots + X_n$,

$$\mathbb{P}(|S_n/n - \mu| \geq \varepsilon) \leq \frac{\text{Var}(S_n/n)}{\varepsilon^2} = \frac{\text{Var}(S_n)}{n^2\varepsilon^2} = \frac{n\text{Var}(X_1)}{n^2\varepsilon^2} = \frac{\sigma^2}{n\varepsilon^2}. \quad (\otimes)$$

(we used the properties of page 25). We see that the probability on the left-hand side decays *at least* as fast as $1/n$. The aim of this section is to show that under suitable assumptions on X one can obtain much better bounds.

▷ Concentration inequality for the binomial: Hoeffding's inequality

We first consider the case where each $X_i = 0/1$ with probability $1/2$, *i.e.* $S_n = \text{Binom}(n, 1/2)$.

Theorem 8.1 (Hoeffding's inequality for the Binomial)

Let S_n be a $\text{Binom}(n, 1/2)$. For every real $\varepsilon > 0$, we have

$$\mathbb{P}\left(\left|\frac{S_n}{n} - 1/2\right| \geq \varepsilon\right) \leq 2 \exp(-n\varepsilon^2/2).$$

Comparison with Bienaymé-Tchebychev: In the case of the $\text{Binom}(n, 1/2)$, we observe that Hoeffding's inequality overpasses Bienaymé-Tchebychev's inequality. In this case $\sigma^2 = 1/2$ and eq.(\otimes) reads

$$\mathbb{P}(|S_n/n - 1/2| \geq \varepsilon) \leq \frac{1}{2n\varepsilon^2}.$$

Proof of Theorem 8.1: (You can skip the proof.)

We put $A = n\varepsilon$. First notice that

$$\mathbb{P}(|S_n - n/2| \geq A) = \mathbb{P}(S_n \geq n/2 + A) + \mathbb{P}(S_n \leq n/2 - A),$$

and the two terms in the RHS are in fact equal. Thus we only have to bound $\mathbb{P}(S_n \geq n/2 + A)$.

The idea, due to Chernov, is to use the simple fact that, for every parameter $\lambda > 0$, the map $x \mapsto e^{\lambda x}$ is one-to-one and increasing. Thus we have

$$\mathbb{P}(S_n \geq n/2 + A) = \mathbb{P}(\exp(\lambda S_n) \geq \exp(\lambda(n/2 + A))).$$

Now, by the Markov inequality applied to the non-negative random variable $e^{\lambda S_n} = e^{\lambda X_1} \dots e^{\lambda X_n}$, we have

$$\begin{aligned} \mathbb{P}(\exp(\lambda S_n) \geq \exp(\lambda(n/2 + A))) &\leq \frac{\mathbb{E}[e^{\lambda X_1} \dots e^{\lambda X_n}]}{\exp(\lambda(n/2 + A))} \\ &\leq \frac{\mathbb{E}[e^{\lambda X_1}]^n}{\exp(\lambda(n/2 + A))}. \end{aligned}$$

Besides,

$$\mathbb{E} \left[e^{\lambda X_1} \right] = \frac{1}{2} e^{\lambda \times 1} + \frac{1}{2} e^{\lambda \times 0} = \frac{1}{2} (e^\lambda + 1) \leq \exp(\lambda/2 + \lambda^2/8).$$

(The last inequality can be checked by computer or first-year calculus). We obtain

$$\mathbb{P}(S_n \geq n/2 + A) \leq \frac{\exp(n(\lambda/2 + \lambda^2/8))}{\exp(\lambda(n/2 + A))} = \exp(n\lambda^2/8 - \lambda A) = \exp(\varphi(\lambda)),$$

where we put $\varphi(\lambda) = n\lambda^2/8 - \lambda A$.

Note that the left-hand side does not depend on λ . Chernov's idea is to find the λ_\star that minimizes the right-hand side. Since

$$\varphi'(\lambda) = \frac{n}{4}\lambda - A,$$

function φ is minimal for $\lambda_\star = 4A/n$. Finally,

$$\mathbb{P}(S_n \geq n/2 + A) \leq \exp(\varphi(\lambda_\star)) = \exp(n(4A/n)^2/8 - (4A/n) \times A) = \exp(-A^2/2n).$$

This concludes the proof:

$$\mathbb{P}(|S_n - n/2| \geq A) = \mathbb{P}(S_n \geq n/2 + A) + \mathbb{P}(S_n \leq n/2 - A) \leq \exp(-A^2/2n) + \exp(-A^2/2n). \quad \blacksquare$$

More generally, Hoeffding's inequality can be used for bounded random variables.

Theorem 8.2 (*Hoeffding's inequality for bounded random variables*)

Let X_1, \dots, X_n be i.i.d. random variables and assume that there exist a, b such that almost surely, $a \leq X_1 \leq b$. Set $S_n = X_1 + \dots + X_n$, and $\mu = \mathbb{E}[X_1]$. For every real $\varepsilon > 0$, we have

$$\mathbb{P} \left(\left| \frac{S_n}{n} - \mu \right| \geq \varepsilon \right) \leq 2 \exp \left(-\frac{2n\varepsilon^2}{(b-a)^2} \right).$$

The proof can be found at https://en.wikipedia.org/wiki/Hoeffding's_inequality.

▷ **The Chernov method**

The strategy that we used just above can be used for many distributions. This is called the Chernov method.

Theorem 8.3 (*Chernov's inequality*)

Let X_1, \dots, X_n be i.i.d. random variables such that $\mathbb{E}[e^{\lambda X}] < +\infty$ for all $\lambda > 0$, and set $S_n = X_1 + \dots + X_n$. Then

$$\mathbb{P}(S_n \geq n\mu + A) \leq \frac{\mathbb{E} [e^{\lambda X_1}]^n}{\exp(\lambda(n\mu + A))}.$$

8.2 Order statistics

In this section, we discuss the following family of problems. Let X_1, \dots, X_n be continuous i.i.d. random variables, what can we say about the law of the sample generated by *re-ordering* the X_k 's in the increasing order?

A usual notation is to denote by $X_{(1)}$ the smallest value, more generally $X_{(k)}$ stands for the k th-smallest value. In short, we have

$$X_{(1)} < X_{(2)} < \dots < X_{(n)}$$

and $\{X_1, \dots, X_n\} = \{X_{(1)}, \dots, X_{(n)}\}$.

Proposition 8.4 (*Law of the minimum, maximum and median*)

Let X_1, \dots, X_n be i.i.d. with density f and cdf F .

- $X_{(1)}$ has density

$$nf(t)(1 - F(t))^{n-1}.$$

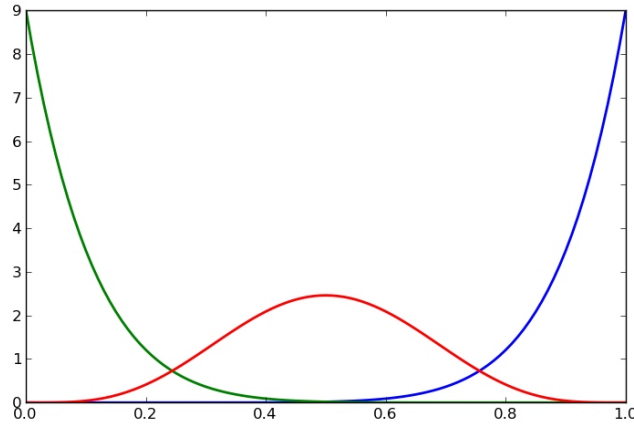
- $X_{(n)}$ has density

$$nf(t)(F(t))^{n-1}.$$

- If $n = 2k + 1$ is odd, the median $X_{(k+1)}$ has density

$$\binom{2k+1}{k} (k+1) F(t)^k f(t) (1 - F(t))^k.$$

Here is a plot of the density of the min, max and median of a sample of 9 uniform random variables (resp. $t \mapsto 9t^8$, $t \mapsto 630t^4(1-t)^4$, $t \mapsto 9(1-t)^8$):



Proof: We start by the density of $X_{(1)}$. By definition

$$\begin{aligned} \mathbb{P}(X_{(1)} > t) &= \mathbb{P}(X_1 > t, X_2 > t, \dots, X_n > t) \\ &= \mathbb{P}(X_1 > t) \mathbb{P}(X_2 > t) \mathbb{P}(X_n > t) \quad (\text{by ind.}) \\ &= (1 - F(t))^n. \end{aligned}$$

Therefore the cdf of $X_{(1)}$ is $t \mapsto 1 - (1 - F(t))^n$ and by differentiating we get the desired result. The formula for $X_{(n)}$ is obtained by the same method.

We only sketch the proof for the median. Let ε be a "small" number, we aim at computing the probability that $X_{(k+1)}$ lies in $(t, t + \varepsilon)$. Indeed, one should have

$$\mathbb{P}(X_{(k+1)} \in (t, t + \varepsilon)) = \int_t^{t+\varepsilon} m(x) dx \approx \varepsilon m(t),$$

where m is the density of $X_{(k+1)}$.

Now, the event $\{X_{(k+1)} \in (t, t + \varepsilon)\}$ occurs if exactly k values lie in $(-\infty, t)$, one in $(t, t + \varepsilon)$, and the k remaining values in $(t + \varepsilon, +\infty)$. There are $\binom{2k+1}{k} \times (k+1)$ choices, so we get

$$\begin{aligned} \mathbb{P}(X_{(k+1)} \in (x, x + \varepsilon)) &= \binom{2k+1}{k} (k+1) \mathbb{P}(X_1 \leq t)^k \mathbb{P}(t < X_1 \leq t + \varepsilon) \mathbb{P}(t + \varepsilon < X_1)^k \\ &\approx \binom{2k+1}{k} (k+1) \mathbb{P}(X_1 \leq t)^k \mathbb{P}(t < X_1 \leq t + \varepsilon) \mathbb{P}(t < X_1)^k \\ &\approx \binom{2k+1}{k} (k+1) (F(t))^k \varepsilon f(t) (1 - F(t))^k, \end{aligned}$$

which gives the desired formula. ■

▷ Number of records

We now establish a simple and useful result: we estimate the number of *records* in a sequence of n i.i.d. random variables, *i.e.* the number of k 's for which X_k is bigger than all the preceding values.

Proposition 8.5 (*Records in an i.i.d. sequence*)

Let X_1, \dots, X_n be i.i.d. random variables with density f . Then, regardless of f , for each $1 \leq k \leq n$,

$$\mathbb{P}(X_k = \max \{X_1, \dots, X_n\}) = 1/n.$$

Moreover, let N_n be the number of records in the sequence $\{X_1, \dots, X_n\}$, *i.e.*

$$N_n = \text{card} \{k \leq n, X_k = \max \{X_1, \dots, X_k\}\}.$$

Then

$$\mathbb{E}[N_n] = \frac{1}{1} + \frac{1}{2} + \dots + \frac{1}{n} \stackrel{n \rightarrow +\infty}{\sim} \log(n).$$

Proof: First, recall (Prop.3.8) that almost surely all X_k 's are pairwise distinct. Therefore

$$\begin{aligned} 1 &= \mathbb{P}(X_1 = \max \{X_1, \dots, X_n\}) \\ &\quad + \mathbb{P}(X_2 = \max \{X_1, \dots, X_n\}) \\ &\quad \dots \\ &\quad + \mathbb{P}(X_n = \max \{X_1, \dots, X_n\}). \end{aligned}$$

Now, each of the n terms on the right-hand side is equal to

$$\int_{\mathbb{R}^n} \mathbb{1}_{x_1=\max\{x_1,\dots,x_n\}} f(x_1) \dots f(x_n) dx_1 \dots dx_n,$$

and since they sum up to one, each term equals $1/n$.

It is now easy to prove the second assertion: by linearity

$$\mathbb{E}[N_n] = \sum_{k=1}^n \mathbb{E}[\mathbb{1}_{X_k \text{ is a record}}] = \sum_{k=1}^n \mathbb{P}(X_k = \max\{X_1, \dots, X_k\}) = \sum_{k=1}^n \frac{1}{k}.$$

The fact that $\sum_{k=1}^n \frac{1}{k} \sim \log(n)$ is well-known⁽ⁱⁱⁱ⁾. ■

▷ Joint distribution of the order statistics

Finally we state (without proof) the following formula:

Theorem 8.6

Let X_1, \dots, X_n be i.i.d. with density f . Then $(X_{(1)}, X_{(2)}, \dots, X_{(n)})$ has density

$$n! f(x_1) f(x_2) \dots f(x_n) \mathbb{1}_{x_1 < \dots < x_n}.$$

Example: Let X_1, X_2, X_3 be three independent $\text{Uniform}(0, 1)$. Then $(X_{(1)}, X_{(2)}, X_{(3)})$ has joint density $6 \times \mathbb{1}_{0 < x_1 < x_2 < x_3 < 1}$.

8.3 Mixture of densities

Mixture of densities arise naturally in many models, when the population contains two (or more) subpopulations.

Definition/Theorem 8.7 (*Mixture of two densities*)

Let f_1, f_2 be two densities, and let $w_1, w_2 \in (0, 1)$, such that $w_1 + w_2 = 1$. The mixture of densities f_1, f_2 with weights w_1, w_2 is the density given by

$$x \mapsto w_1 f_1(x) + w_2 f_2(x).$$

The mixture density has the following interpretation: let X, Y have density f_1, f_2 , and let $U = 1$ (resp. $U = 2$) with probability w_1 (resp. w_2). If X, Y, U are independent, then

$$X \mathbb{1}_{U=1} + Y \mathbb{1}_{U=2} \text{ has density } w_1 f_1 + w_2 f_2.$$

The previous assertion says that a mixture of f_1, f_2 is obtained when you pick $U \in \{1, 2\}$ and, conditional on U , you pick X at random according to density f_1 or f_2 .

⁽ⁱⁱⁱ⁾[https://en.wikipedia.org/wiki/Harmonic_series_\(mathematics\)](https://en.wikipedia.org/wiki/Harmonic_series_(mathematics))

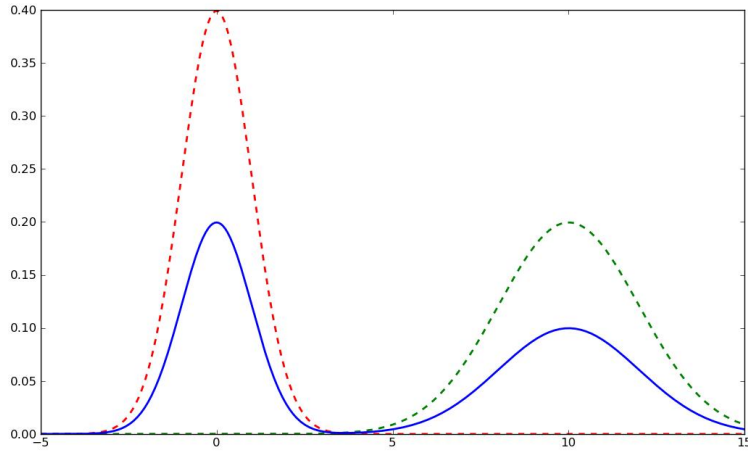
Proof: We prove that $X\mathbf{1}_{U=1} + Y\mathbf{1}_{U=2}$ has density $w_1f_1 + w_2f_2$. Let ϕ be bounded and continuous, the trick is to write

$$\phi(X\mathbf{1}_{U=1} + Y\mathbf{1}_{U=2}) = \phi(X)\mathbf{1}_{U=1} + \phi(Y)\mathbf{1}_{U=2}$$

(it is easy to check that the latter equality holds in both cases $U = 1$ and $U = 2$). Hence

$$\begin{aligned} \mathbb{E}[\phi(X\mathbf{1}_{U=1} + Y\mathbf{1}_{U=2})] &= \mathbb{E}[\phi(X)\mathbf{1}_{U=1} + \phi(Y)\mathbf{1}_{U=2}] \\ &= \mathbb{E}[\phi(X)]\mathbb{E}[\mathbf{1}_{U=1}] + \mathbb{E}[\phi(Y)]\mathbb{E}[\mathbf{1}_{U=2}] \quad (\text{by independence}) \\ &= \mathbb{E}[\phi(X)]\mathbb{P}(U = 1) + \mathbb{E}[\phi(Y)]\mathbb{P}(U = 2) \\ &= \int \phi(x)f_1(x)dx \times w_1 + \int \phi(y)f_2(y)dy \times w_2 \\ &= \int \phi(x)(w_1f_1(x) + w_2f_2(x))dx. \end{aligned}$$

■



The densities of $\mathcal{N}(0, 1), \mathcal{N}(10, 2)$ (dashed lines) and the density of the mixture with weights $(0.5; 0.5)$ (solid line).